

Vehicles requiring a permit to visit a Recycling and Household Waste Site

Any customer using a vehicle with a trailer attached, which is 4'6" (1.37m) long or more, is required to have a Waste Permit.

The restrictions set to define a 'commercial vehicle' and 'trailer size' are LCC set, not DVLA.

No site accepts a vehicle or a combined vehicle and trailer with a gross combination weight (GCW) that exceeds 7.5 tonnes

A site may refuse entry if the load being carried is deemed to be insecure and therefore unsafe. Note that trailer side doors / ramps may not be safe to use and residents must not use any door / ramp that prevents other residents from safely passing their vehicle.

The following apply to all sites except Whetstone RHWS: -

- accept any vehicle (subject to having a valid permit if required, see examples) with a gross vehicle weight (GVW) up to 3.5 tonnes.
- accept a trailer up to 1.37m long without a permit subject to the vehicle having a valid permit if required (see examples)
- accept a trailer between 1.37m and 3m long with a valid permit, subject to a maximum gross trailer weight of 750kg. Note that once a trailer's door / ramp is open, the maximum overall length from the tow hook must not exceed 5m.
- All trailers must have a plate clearly marked with its maximum gross weight in kilograms.
- The gross combination weight (GCW) of the vehicle and trailer must not exceed 3.5 tonnes
- The use of a ramp (standalone or a fold down door), is only permitted on the rear of a vehicle / trailer.

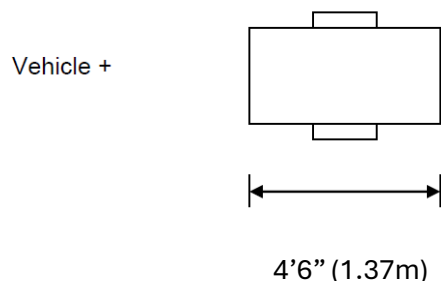
Whetstone RHWS: -

- accepts any vehicle (subject to having a valid permit if required, see examples) with a gross vehicle weight (GVW) up to 7.5 tonnes.
- accepts a trailer up to 1.37m long without a permit, subject to the vehicle having a valid permit if required (see examples) and subject to a gross combination weight (GCW) of the vehicle and trailer, not exceeding 7.5 tonnes.
- accepts a trailer greater than 1.37m with a valid permit, subject to gross combination weight (GCW) of the vehicle and trailer not exceeding 7.5 tonnes.
- All trailers must have a plate clearly marked with its maximum gross weight in kilograms.
- The use of a ramp (standalone or a fold down door), is only permitted on the rear of a vehicle / trailer.

Examples

The below are some examples of vehicle types that require permits. They are examples only, and any variant or comparable vehicle will also require a permit.

Any vehicle with a trailer or horsebox that is 4ft 6in (1.37m) or over from ‘headboard’ to the ‘rear board’



Box Style Van or larger (e.g. Transit, Mercedes Sprinter)



Small Vans (e.g. Escort Van, Peugeot Expert Van)



Car Derived Vans (e.g. Fiesta Van, Peugeot 206 Van)



Pick-Ups (e.g. Nissan Pick-Up, Toyota Hilux etc)



Tipper Vehicles (e.g. Transit Tipper, Nissan Cabstar etc.)



Double Cab Pick-ups or 4x4s with small pick-up backs (e.g. Ford Ranger, Mitsubishi L200).



Please note that this type of vehicle can have hard tops (as shown) but still require a permit.



‘Farm’ 4x4s (e.g. Land Rover 90) and/or with inward facing seats



Larger Mini Buses (i.e. 12/13 seaters)



Camper vans (e.g. VW Campers) if it has been modified (temporarily or permanently) in any way that increases its carrying capacity i.e. seats / beds removed.













Cabbed horsebox



Any vehicle that has been modified in any way that increases that vehicles' ability to carry either a greater volume or a greater weight of items. For example, any vehicle that has had any seat(s) removed.

Examples of vehicle and trailer combinations

	GVW 3.5 tonnes	+		Gross Trailer Weight 750kg	=	Any site
	GVW 3.5 tonnes	+		Gross Trailer Weight 2 tonnes	=	Whetstone only
	GVW 1.5 tonnes	+		Trailer length 4ft6 / 1.37m	=	Any site

	GVW 1.5 tonnes	+		Trailer length 10ft / 3.05m	=	Whetstone only
	GVW 7.5 tonnes	=				Whetstone only
	GVW 7.5 tonnes	+		Any trailer	=	Not accepted at any site
	GVW 3.5 tonnes	+		Horsebox trailer (combined vehicle and trailer not exceeding 7.5 tonnes)	=	Whetstone only
	Cabbed horsebox (not exceeding 7.5 tonnes)	=				Whetstone only