



Leicestershire
County Council



Your guide to Primary Education in Leicestershire

2017-2018

For admissions entry September 2017
and mid-term transfers during
2017-2018 academic year



Welcome

On behalf of Leicestershire County Council, I am pleased to welcome parents, carers and children to this year's Your Guide to Primary Education for entry September 2017, and general admissions throughout the academic year 2017-18.

The first time admissions outcomes for this year have been extremely pleasing. The Local Authority was able to secure preferred schools for over 97% of Leicestershire parents and carers, with 91% getting their first choice of school. Added to this the highest ever percentage of parents and carers, 96.1%, applied online.

With this in mind I would like to invite parents and carers of children seeking first time admissions from September 2017 to start considering which school they would like their child to attend. It is important to understand that you must apply and that there is a closing date. The application process for primary school - first time admissions begins from **1st June 2016 and closes 15th January 2017**, and the recommended way to apply is through Leicestershire's online application system.

There are a few key steps to make the process more straightforward that I would like to advise parents and carers of, and would urge that you consider these carefully, these are:

- To read this booklet and understand what you need to do;
- That you visit schools on open days before making your final decision;
- Consider how you will get your child to and from school;
- That the best way to apply is online;
- That you must apply by the **closing date 15th January 2017**.

Applications received after the closing date must be marked as late and will have the lowest priority. In addition, to avoid the disappointment of not securing a local school, it is always recommended that you place your catchment school as one of your preferences.

If you have any questions we are here to help, and the quickest way to contact us is through our customer service agents on 0116 305 6684, who will be more than happy to speak with you.

Finally, may I wish your child every success in their future education.

Yours sincerely



Paul Meredith
Director of Children and Family Services

Contents

Useful Definitions.....	2
General Introduction	3
Starting School	4
Applying for your Child's Primary School Place	5
Elective Home Education	12
Non Attendance and Court Team.....	12
Children who cannot attend school because of health needs.....	12
As a Parent	13
Key Services and Contacts	14
Key Dates	15
Key to Symbols.....	16
School Areas in Leicestershire.....	17
Primary Schools in the Coalville and Ashby Area.....	18
Primary Schools in the Hinckley and Bosworth Area.....	27
Primary Schools in the Loughborough Area	38
Primary Schools in the Melton and South Charnwood Area	48
Primary Schools in the South Leicestershire Area	59
Alphabetical index of Primary Schools	74

It is believed that the information contained in this booklet is correct at the time of going to press (August 2016). Any changes will be updated in the online version.



Useful Definitions

Academy: To include free schools, studio schools and academy conversions

Academy status: Academies are publicly funded independent schools

CC: Community College(s) are institutions that also cater for adults

CE: Church of England

CFS: Children and Family Services

CME: Children Missing Education

Compulsory school age: Is the time that a child must receive full time education at school or 'otherwise', starting with statutory school age and ending on statutory school leaving age

DfE: Department for Education - www.education.gov.uk (formerly known as the Department for Children, Schools and Families)

EHCP: An Education Health and Care Plan is a legal document following statutory assessment, which sets out the support that is necessary to cater for a child with complex and enduring special educational needs and / or disabilities

EHE: Elective Home Education

EMA: Education Maintenance Allowance

FE: Further Education

Free Schools: Free schools are all-ability state-funded schools set up in response to parental demand.

FTA: First Time Admission

LA: Local Authority

LCC: Leicestershire County Council

Partially Accessible: These schools ensure that wheelchair users and pupils with mobility problems will be able to access all areas of the curriculum, but not necessarily all of the school building

Pathway Schools: These schools ensure that wheelchair users and pupils with mobility problems start in a partially accessible primary school, that feeds into a partially accessible high or upper school

PME: Pupils Missing Education

RC: Roman Catholic

School Action (Plus): Level of help school(s) offer for children with SEN

SEN / SENCO: Special Education Needs/Co-ordinator

Statutory school age: Is the age when a child must start school

Statutory school leaving age: Is the date when a child is allowed, by law, to leave secondary school. This is the last Friday in June, of the school year in which a child reaches the age of 16

Trust School: A foundation school which has acquired a trust which supports the school and may nominate a minority or a majority of the school's governors

VA status: Voluntary Aided status - schools that are not under the control of Leicestershire County Council (often controlled by a religious organisation)

VC status: Voluntary Controlled status - are under the control of Leicestershire County Council (often with a religious influence - some VC schools use the Religious Criterion as part of their admission process)

Customer Service Centre

Parents and carers requiring advice and information can contact the Customer Service Centre: Tel: **0116 305 6684**

Monday, Tuesday, Thursday and Friday 8.30am - 5.00pm, Wednesday 9.00am - 5.00pm

Our trained customer service agents will be pleased to assist with all queries relating to Admissions and Transfers.



General Introduction

The purpose of this booklet is to give parents and guardians a detailed explanation about primary education provision in Leicestershire.

Leicestershire County Council makes sure that, in the county as a whole, there are enough full time school places for all children from the age of 4 onwards.

Areas covered are:

- Pre-school
- How to apply online for a primary school place as a first time admission
- How to transfer from infant to junior school
- How to apply part way through the academic year across any primary age group (also known as a 'mid term' transfer).

Leicestershire County Council has only one nursery school. All other nurseries are independent, even those that occupy sites close to, or on school sites. Admission to all nurseries is by application direct to the nursery.

First Time Admissions (FTAs) for all children are from the autumn term after the child has turned four years old. Admission to mainstream school is by application to the Local Authority (LA) in which you live. The closing date for FTA and infant to junior transfers for entry September 2017 is **15th January 2017**.

Community, Trust, Faith, Academy, Free School, and Studio Schools.

The majority of primary schools in Leicestershire are community schools with the Local Authority being the admitting Authority. For Foundation, Trust, Faith, Academy, Free and Studio Schools the LA is not the admitting authority but the school themselves.

In addition, a number of academies both primary and secondary have this year applied successfully to extend their age range.

All applications should be made online through the LA. For community schools the admissions criteria used is on page 8. For all others please see the particular school's admission criteria on the school's website.

Key points you should make a note of are:

- There is no automatic entry to your local school. You are required to complete an admission application
- To ensure that you are making the right preference for your child it is strongly recommended that you contact the school to arrange a visit before making an application
- All applications are considered in accordance with the priority criteria
- On time applications will always be dealt with first
- National offer for all Primary admissions is: 18th April 2017 (or next available working day).
- Leicestershire County Council operates an ONLINE application system that we advise you use www.leicestershire.gov.uk/admissions
- Closing date for return of all FTA applications and infant to junior transfers is: **15th January 2017**
- There are Leicestershire Schools that have moved away from the Local Authority admissions policy and criteria. Parents are strongly advised to check the schools' own policy
- **YOU MUST APPLY FOR THE SCHOOL YOU WISH YOUR CHILD TO ATTEND, THIS INCLUDES YOUR CATCHMENT AREA SCHOOL.**

If at any stage you need to talk to someone about any aspect of a transfer process you can either contact your current school or School Admissions Service on: **0116 305 6684**.

Apply for a school place online:
www.leicestershire.gov.uk/admissions



Starting School

The law states that every child of compulsory school age must receive a full time education suitable to their age, ability aptitude and any special needs he or she may have. Most parents fulfil this legal responsibility by sending their children to school but a small minority of parents educate their children at home. This is known as Elective Home Education. For further information email homeeducation@leics.gov.uk or telephone 0116 305 2071.

Whilst it is a legal option, it is not a decision to be taken lightly. Education in this way makes demands on a family's time and patience, as well as their finances: all cost for materials, trips and social contact must be borne by the family.

In Leicestershire, primary and infant schools will be offering a school place for a child of four years of age from the autumn term following their fourth birthday. However, statutory school age is from the first term after your child's fifth birthday.

How is primary sector schooling organised?

There are 3 different types of schools in the primary sector	
Infant Schools	Reception - Year 2
Junior Schools	Year 3 - Year 6
Primary Schools	Reception - Year 6 *

Deferred or Part-time starts

When a child's parents are notified of the allocation of a primary school place, they may request deferment of the child's admission to later in the school year, (start of the Summer Term) or until the start of the term following their fifth birthday in that year i.e. compulsory school age. If the place is not taken up, parent must then reapply for a place in Year 1. Similarly, parents may wish to start their child on a part-time basis until compulsory school age. This is normally agreed directly with the school concerned.

If the place is not taken-up on a fulltime basis following compulsory school age, the place may be withdrawn and offered to another child.

Delayed start, Early Transfers or Starts, and Remaining on in the same year requests

Parents may request delayed entry for their child to start school in the year below their actual chronological year. There is a formal process to consider such requests and parents would be expected to provide evidence (supporting documentation from lead professionals where possible) to show that admission to Reception is in the child's best interests. This will then be taken into consideration by a panel of professionals.

Parents will still be required to make an application for their child's admission to their normal age group at the usual time, and attend open days or taster days; in case the request for a delayed start is refused. It is important parents understand that if the request is agreed, it does guarantee a place a year later, it only means that parents will be allowed to apply a year later for a place. If unsuccessful, parent's statutory right to appeal against the refusal of a place at a school, does not apply if they are offered a place at the school but it is not their preferred age group.



Where parents wish to seek advanced transfers or accelerated starts (i.e. gifted and talented) or wish to repeat the year, the decision will be made on the basis of the circumstances of each case and in the best interests of the child concerned.

Examples of key areas considered before a decision is made may be:

- **Medical** i.e. significantly premature, have missed a significant proportion of the school year due to medical illness
- **Psychological (Social)** i.e. a recognised diagnosed disorder
- **Physical** i.e. a diagnosed disability

(This is not an exhaustive list or set of criteria)

Applying for your Child's School Place

Entry September 2017 and transfer from Infant to Junior in September 2017 and for mid-term entry during academic year 2017-18

You may have visited a number of schools and decided on one you think is best for your child. You will then need to apply online at www.leicestershire.gov.uk/admissions

Applying online has many benefits:

IMPORTANT NOTE: For First Time Admissions and Infant to Junior Transfers it is important that you write down your username and password as you will need these to access your decision on the 17th April 2017. If you cannot remember your username or password you can be sent a reminder by entering your application reference number (this is sent to you immediately by e-mail).

You also need your username and password if you wish to amend any aspect of your application prior to the decision being made.

If you cannot remember your details you will not be able to view the decision.

We always encourage parents to include their catchment area school as one of their preferences.

An application for a First Time Admission place in a primary school must be made to the LA where you live, e.g. if you live within Leicester City, you must complete their application form for primary school places. This is the case even if you wish to apply for a school in Leicestershire. Infant to Junior decision dates may be different for other local authorities. Please check with the school's LA to find out when their Infant to Junior decision date is.

If you are resident in Leicestershire you will need to complete the Leicestershire application form. You can do this online at www.leicestershire.gov.uk/admissions and can express up to three preferences. This could include a request for a place in your catchment area school, any Leicestershire community school, academy or free school, any voluntary aided, foundation or trust school or any school within another authority. This does not include private or independent schools.

Even though all preferences are treated equally, we always aim to meet your highest preference, and therefore request that preferences are made in rank order.

Applications must be made by 15th January 2017 for a school place when your child is due to start school for the first time in 2017 or moving from infant to junior school in 2017. **If you fail to name your catchment area school as one of your preferences a place will not automatically be offered at that school if all your other preferences are unsuccessful. This is because by then your catchment school may have been filled.**

If you wish to change your child's school during the school year (mid term transfer) you must apply to Leicestershire County Council:



- If you are applying for a school within Leicestershire's geographical boundary
- If you are resident in Leicestershire and are applying for a school outside of Leicestershire
- If you are applying for a place in an academy or other own admission authority school.

To accelerate the processing of your form when applying for a voluntary aided faith school it is advisable you also complete the school's supplementary form and submit this direct to the school you wish to apply for (a paper version is available from the school).

The LA will aim to process all mid term transfer applications within fifteen working days wherever possible, and will write to you to inform you of the outcome of your application. If you are successful we will write to you to inform you of what steps to take next.

If you are unsuccessful you have the right to appeal. You appeal to the admitting authority responsible for the school.

While a mid term application is being processed you must ensure your child continues attending their current school, unless this is physically impossible (e.g. move from Cornwall).

For more information regarding mid term transfers, please see www.leicestershire.gov.uk/admissions

If you have a query about the catchment school for your particular area, please contact our Customer Service Centre on **0116 305 6684**.

Co-ordination of First-Time Admission/Infant-Junior transfer

There are different arrangements for Church of England, Roman Catholic aided, foundation, trust, academies and free schools. Enquiries concerning these schools should be made direct to the Headteacher. Admissions to these schools are the responsibility of the Governors, but, an application for a place must be made on the Local Authority FTA/Junior transfer form you obtain from the relevant local authority. There is a requirement for all schools in Leicestershire to co-ordinate school admissions for first-time admission and infant-junior transfer through the Local Authority. For those schools who are own admission authority schools please refer to section School Admission Policies for own admission schools.

Things to consider before applying:

- Each school caters as far as possible for the needs of the families in its neighbourhood. When your child starts primary school you must apply for a school place. Normally the Children and Family Services wishes to offer a place to every child living in a school's catchment area, but, this may not always be possible for infants (4+ to 7 year olds) as there is an infant class size limit of 30 children per teacher. The Headteacher of the school will be pleased to discuss your child's admission or you can get advice from the School Admissions Service, County Hall, Tel: 0116 305 6684
- Consider how your child will get to and from school. Find out from the Transport Department on 0116 305 0002 whether you may have to pay for transport
- Visit schools when the pupils are there if you can, and read the school brochures/prospectus
- Take into account your child's wishes
- Do not rely purely on someone else's opinion or experience.

N.B. Be aware that a place in a primary school does not guarantee a place in its linked secondary school and that a place in a high school does not guarantee a place in its linked upper school.

You can get advice from the School Admissions Service on telephone: 0116 305 6684 or email admissions@leics.gov.uk Please telephone in advance to arrange such a meeting. You can also apply online at: www.leicestershire.gov.uk/admissions

We always advise parents to include their catchment area school as one of their preferences.

If you fail to name your catchment area school as one of your preferences a place will not automatically be offered at that school if all your other preferences are unsuccessful. This is because by then your catchment school may have been filled.

Information about admissions policies for voluntary aided, foundation, academies, free schools and trust schools is available direct from the school and is also contained later in this booklet.

How will I receive my offer of a school place for First Time Admissions and Infant to Junior Transfers?

If you have applied online you will get an email confirming that your offer of a school place is ready to be viewed online the same day decisions are made on 18th April 2017. You can then log in with your **username, password** and **application reference number** for an instant result. If your application is turned down you will get an online response and a letter via the post.

If you have applied via a paper application form, your offer of a school place will be posted out to you from 17th April 2018 by 2nd class post. You should allow 5 working days for receipt of your letter. Infant to Junior decision dates may be different for other local authorities. Please check with the school's LA to find out when their Infant to Junior decision date is.

Note: If the national offer date falls at a weekend or bank holiday, you will be notified the next working day.

You will receive an offer of one place only. This will be the school highest on your order of priority where there are places available. Leicestershire will work in co-ordination with other admission authorities where you may have applied for a place, e.g. Aided schools and schools within other local authorities, to finalise which place will be offered. If we cannot agree to any of your preferences, you will be asked to contact us to discuss alternative schools where there are places.

Late Requests

Applications received after the closing date and before the offer date, without proof that the lateness of the application was beyond your control, will receive the lowest priority, and be classed as late.

Applications received after the offer date will be considered as late.

If the lateness of your application is owing to the family returning from abroad, then the application must be made within a reasonable time of arrival back in the UK.

Oversubscription List (OSL)

The OSL ranks children in priority criteria order. If a place becomes available the child at the top of the list will be offered the place. The LA will maintain the OSL for the autumn term only for the following year groups:

- Reception (Community schools only)
- Year 3 (Community junior schools only)
- VA, Trust, Academies, Free Schools and Foundation Schools maintain their own. Some of these schools opt for the LA to maintain their OSL (you will need to contact these schools directly to enquire where your child is on their OSL).

How is the OSL operated?

Application to go on the OSL is automatic when a child is refused a place in school. If a place becomes available, it will be offered to the pupil who is at the top of the list.



The OSL is a dynamic list in that names may move up or down if a new application received has a higher priority than yours.

Priority criteria for entry Autumn 2017 and mid term applications during 2017 / 2018 academic year to Community Schools and those academies that have adopted the LA's criteria

Academies are free to set their own admissions policies. Please check the schools own website for their admissions criteria. All maintained schools and some academies will follow the LA criteria below.

For all children whose Education Health and Care Plan (EHCP) names a school in their statement, they must be admitted regardless of the criteria below.

If there are too many requests for community schools, priority will be given to children in the appropriate age-range, whose parents applied on time, in the following order (see note i below):

1st	Children who are in public care and those children who were previously looked after children. (See note ii).
2nd	Pupils who live in the catchment area. (See note iii).
3rd	Pupils who will have an older brother or sister attending the same school at the same time. (See notes iv and v).
4th	Pupils who have a serious medical condition or exceptional social or domestic needs that make it essential they attend the school requested. (Professional documentation confirming the situation must be submitted with the application). (See note vi).
5th	Pupils who will have attended a feeder school for at least two years before the time of transfer. (See note vii).
6th	Pupils starting at an infant school with a sibling attending at the same time in the linked junior school. (See note iv). or Pupils transferring to high school who will have an older brother or sister attending the linked upper school at the same time. (See note iv).
7th	Pupils basing their application on religious belief. (See note viii).
8th	Pupils living nearest to the school measured in a straight line distance (home to school front gate). (See note ix).



Notes:

- i. Combinations of the above criteria are used where appropriate, in priority order.
- ii. A 'looked after child' is a child who is (a) in the care of a local authority, or (b) being provided with accommodation by a local authority in the exercise of their social services functions (see the definition in Section 22(1) of the Children Act 1989) at the time of making an application to a school. Previously looked after children are children who were looked after, but ceased to be so because they were adopted (or became subject to a residence order 19 or special guardianship order). In such circumstances a letter from the last local authority in which the child was in the care of will be required.
- iii. The child's place of residence is taken to be the parental home where they spend the majority of the school week. Living in the catchment area does not guarantee you a place at your catchment school.
- iv. The term "half or step brother or sister" includes half brother or sister or legally adopted child being regarded as the brother or sister.
- v. Regarding brothers or sisters who will be of sixth form age, these are counted as brother/sister connections for criteria 3 or 6 above.
- vi. If criteria 4 is used, professional supporting documentation from the Lead Professional must be supplied and must be submitted with the application. The following list are the areas that are considered exceptional:
 - Crown Servants
 - Children in the care of an LA
 - Children subject to Child Protection Plans
 - Hard to Place children – who fall under the Fair Access Protocol
 - Parents suffering domestic violence. (This is dependent on documentary evidence by a Lead Professional)
 - A child for whom transfer to the catchment area school would involve attending a different school until he/she is the right age for transfer. (This is dependent on the child having attended the present school for at least a year)

Each case will be assessed on its individual merits.

vii. For criteria 5 above, the child must have been enrolled at the feeder school on or before the start date of the autumn term two years before transfer.

viii. For criteria 7 above, a letter of support from your Minister or Religious Leader will be required explaining how the school caters for your faith.

For schools listed below a Minister's letter is required to support the parent's application that verifies children are from a church going family, for example, who have attended a Christian place of worship at least once a month for a year prior to application;



This criterion only applies to the following CE VC schools:

Blaby Stokes C of E Primary	Broughton Astley Orchard C of E Primary	Castle Donington St Edward's C of E Primary	Coalville All Saints C of E Primary	Cossington C of E Primary
Fleckney C of E Primary	Hinckley St Mary's C of E Primary	Husbands Bosworth C of E Primary	Ibstock St Denys C of E Infant	Long Whatton C of E Primary
Measham C of E Primary	Quorn St Bartholomew's C of E Primary	Swannington C of E Primary	Swithland St Leonard's C of E Primary	

ix. For Criterion 8 above, measurement of distance is in a straight line from the centre point of the property to the school's main designated front gate, using a computerised mapping system (Geocoding). Where there is equal distance then lots will be drawn, supervised by an independent officer.

Please note that late applications receive the lowest priority.

Applying for a school place at other times (mid-term applications)

In year co-ordination for mid-term transfer

For Leicestershire residents applications should be made using the LA's mid term application form, available online: www.leicestershire.gov.uk/admissions or by completing a paper version available from the School Admissions Service Tel: 0116 305 6684.

Those parents living outside of Leicestershire who wish to apply for a Leicestershire school are encouraged to apply through the Local Authority where they live, unless your move to Leicestershire is imminent, or because the Local Authority in which you live is not co-ordinating. In which case apply direct to Leicestershire at www.leicestershire.gov.uk/admissions

To accelerate the processing of your form when applying for an own admission authority school, it is advisable you also complete the school's supplementary form (see links from www.leicestershire.gov.uk) and submit this direct to the school you wish to apply for (a paper version is available from the school).

The LA will aim to process all mid term applications within fifteen working days wherever possible, and will write to you to inform you of the outcome of your application. If you are successful the letter will inform you of what steps to take next.

If you are unsuccessful you have the right to appeal. You appeal to the admitting authority responsible for the school.

While a mid term application is being processed you must ensure your child continues attending their current school unless this is physically impossible (e.g. move from Cornwall).

When moving areas

Requests for in catchment movement will only be agreed if there are spaces available or the conditions in 13.33 and 13.44 of the 2017 admissions policy are met. Own admissions authority schools may differ. For more information please contact the School Admissions Service on 0116 305 6684.



Points to consider when changing schools during term time:

- If you are considering changing schools it is important that you discuss the move with your child's current school before completing an application form. In certain instances it may not be in the best interests of your child to change schools
- If your child has difficulties with staff or other pupils, or if your relationship with the school or another parent has broken down, the solution may not be to change your child's school. It is advised that you talk about the issues with the current school before you decide to change your child's school
- Have you considered how you will get your child to the new school?
- Have you considered the negative impact in preparing for examinations for your child in Year 6?
- The current school may have built in extra support and good working relationships with your child that could be lost if you move your child
- The general disruption and lack of continuity of learning may result in your child finding it difficult to catch up
- Consider the loss of friendship groups. This especially affects younger children.

The appeals procedure

In relation to school appeals the LA, through the County Council's Legal Services, conduct the appeals process for community schools. Foundation, Trust, Faith, Academy, Free Schools, and Studio Schools in some instances, engage the services of the LA to run their appeals. However most run their own appeals processes.

If you decide to appeal, you must have applied and been refused a school place before you can appeal. You will need to contact the School Admissions Service to request a Notice of Appeal form, or you can download a form from www.leicestershire.gov.uk/appeal-against-a-school-decision These must be returned by the closing date to the County Solicitor.

The County Solicitor will let you know when the appeal will be heard.

You may attend the appeal hearing yourself, or with a friend if you wish. You may ask a representative to speak for you or you can send a written statement.

Your case will be considered by the Appeals Committee which is independent of the Children and Family Services.

Please note that repeat appeals in the same academic year will not be allowed unless there has been a significant change in your circumstances, e.g. a house move. In appeals for places in infant classes that already have 30 children, the panel can only allow the parent's appeal if the Local Authority has made an error or acted unreasonably.

Contact details of other local authorities surrounding the Leicestershire borders:

- **Leicester City:** 0116 454 1009 - www.leicester.gov.uk
- **Rutland:** 01572 722 577 - www.rutland.gov.uk
- **Coventry City:** 024 7683 1511 - www.coventry.gov.uk
- **Nottingham City:** 0115 841 5568 - www.nottinghamcity.gov.uk
- **Derby City:** 01332 642 726 - www.derby.gov.uk
- **Nottinghamshire:** 0115 982 3823 - www.nottinghamshire.gov.uk
- **Derbyshire:** 01629 533 190 - www.derbyshire.gov.uk



- **Staffordshire:** 01785 278 593 - www.staffordshire.gov.uk
- **Lincolnshire:** 01522 782 030 - www.lincolnshire.gov.uk
- **Warwickshire:** 01926 410 410 - www.warwickshire.gov.uk
- **Northamptonshire:** 0300 1261 000 - www.northamptonshire.gov.uk

The complete version of Leicestershire's admission policy is available on the website www.leicestershire.gov.uk/admissions or from the School Admissions Section.

Elective Home Education

The Local Authority has a duty to make enquiries to determine that all children and young people who are home educated are receiving a full time education suitable to their age, ability, aptitude, and any special educational needs they may have. To fulfil this duty, officers will make arrangements to meet families to discuss the educational provision in place for their child/children.

For further information email homeeducation@leics.gov.uk or telephone 0116 305 2071.

Children Missing Education

The Local Authority has put in place rigorous arrangements for identifying and maintaining contact with children missing, or at risk of going missing, from education.

The named officer responsible for receiving details of children who are missing from education, and for brokering support for them through the most appropriate agencies is:

JoAnne Rees, Pupil Services Manager, School Admissions and Pupil Services,

County Hall, Glenfield, Leicester LE3 8RF. Tel: 0116 305 2071, email: cme@leics.gov.uk

The process of tracking pupils without an educational placement is part of our collective responsibility and ongoing commitment to safeguarding the welfare of young people.

It is vital that anyone who becomes aware that a child is not, or does not appear to be in education, notifies the named person without delay.

Pupil Services Court Team

The Pupil Services Court Team have statutory powers to take legal action and, where appropriate, to prosecute parents and carers if they fail to ensure that their child receives a suitable education.

For further information email pupilservicescourteam@leics.gov.uk or telephone 0116 305 6743.

Children with Medical Needs

The Local Authority must arrange suitable full-time education (or as much education as the child's health condition allows) for children of compulsory school age who, because of illness, would otherwise not receive suitable education.

For further information contact:

Medical Needs Co-ordinator, School Admissions & Pupil Services,
County Hall, Glenfield, Leicester, LE3 8RF.

Telephone: 0116 3050262. Email: medicalneeds@leics.gov.uk



As a Parent

As a parent how can I help support my child in school?

- Support your child's school by signing the home/school agreement
- Read the prospectus, annual Governor's reports and regular newsletters to keep fully informed about what is happening in school
- Attend parents' evenings and curriculum workshops wherever possible in order to support your child's learning
- Support school activities such as class assemblies, sports day and concerts
- Support your child's learning at home and, as they get older, provide a quiet space for homework
- If you have time, offer help with a variety of activities, such as cookery, educational visits and swimming
- If available, support the Parents' Association
- Consider standing as a Parent Governor and becoming involved in the management of the school
- Vote in the election of Parent Governors and support the candidate with your views
- Make every effort to get to know the Headteacher and staff so that you feel comfortable in airing your views or concerns
- Try to work harmoniously with the school as your child will benefit from close collaboration between home and school.

Apply online at www.leicestershire.gov.uk/admissions

Secondary Education

For detailed information about secondary schooling in Leicestershire, there is a similar booklet called 'Your Guide to Secondary Education', go online at www.leicestershire.gov.uk/admissions or copies are available from your local school or library.

School clothing

The school governors decide what to recommend as school dress. This is stated in each school brochure or prospectus. There is no clothing allowance scheme.



Key Services and Contacts

Key Services

Special Educational Needs Assessment Service (SENA)

www.leicestershire.gov.uk/special-educational-needs-assessment

School Transport

www.leicestershire.gov.uk/school-transport

Choose How You Move

www.choosehowyoumove.co.uk/schools

Beyond Bullying

www.beyondbullying.com

Family Information Directory (FID)

www.leicestershire.gov.uk/family-information-directorykey

Key Contacts

• Adult Learning

Tel: 0116 305 6387

Email: adultlearning@leics.gov.uk

Web: www.leicestershire.gov.uk/golearn

• Beaumanor Hall & Park (Outdoor Education and Conference Service)

Tel: 01509 890 119

Email: beaumanor.hall@leics.gov.uk

Web: www.beaumanorhall.co.uk

• Child Employment (13-16 year olds)

Tel: 0116 305 6597 / 0116 305 6544 / 0116 3057820

Email: childemployment@leics.gov.uk

Web: www.leicestershire.gov.uk/child-employment

• Children Missing Education

Tel: 0116 305 2071

Email: cme@leics.gov.uk

• Children with Medical Needs

Tel: 0116 305 0262

Email: medicalneeds@leics.gov.uk

• Court Team

Tel: 0116 305 6743

Email: pupilservicescourtteam@leics.gov.uk

• Diocese of Leicester – Church of England

Tel: 0116 261 5302

Email: Carolyn.Lewis@LecCofE.org

Web: www.leicester.anglican.org

• Diocese of Nottingham – Catholic

Tel: 01332 293833 Ext 220

Email: neil.weightman@nottingham-des.org.uk

• Early Learning and Childcare Service

Tel: 0116 305 6545

Email: family@leics.gov.uk

Web: www.leicestershire.gov.uk/early-years-and-childcare

• Education Quality

Tel: 0116 305 6445

Email: childrensservices@leics.gov.uk

• Elective Home Education

Tel: 0116 305 5755

Email: homeeducation@leics.gov.uk

Web: www.leicestershire.gov.uk/education-and-children/schools-colleges-and-academies/home-education

• Family Learning

Tel: 0116 305 6500

Email: adultlearning@leics.gov.uk

Web: www.leicestershire.gov.uk/golearn

• First Response Children's Duty Team

Tel: 0116 305 0005

Email: childrensduty@leics.gov.uk

Fax: 0116 305 0011

Web: www.leics.gov.uk/firstresponse

• Free School Meals

Tel: 0116 305 6588 / 0116 305 7093

Email: freeschoolmeals@leics.gov.uk

Web: www.leics.gov.uk/free_school_lunches

• Governor Development Service

Tel: 0116 305 6503

Email: governors@leics.gov.uk

Web: www.leics.gov.uk/governors

• Leicester-Shire Schools Music Service

Tel: 0116 305 0400

Email: lsms@leics.gov.uk

Web: www.leics.gov.uk/lsms



- **Multi Agency Traveller Unit (MATU)**
Tel: 0116 305 8156
Email: Multi.AgencyTravellersUnit@leics.gov.uk
Web: www.leics.gov.uk/travellers_contacts
- **Ofsted Reports**
Tel: 0300 123 4234
Email: enquiries@ofsted.gov.uk
Web: www.ofsted.gov.uk
- **Performance Licences and Chaperones**
Tel: 0116 305 6597 / 0116 305 6544 / 0116 305 7820
Email: childrenentertainment@leics.gov.uk
Web: www.leicestershire.gov.uk/child-employment
- **Pupil Exclusions**
Tel: 0116 305 2071 / 0116 305 6597
Email: exclusions@leics.gov.uk
Web: www.leics.gov.uk/exclusions
- **Psychology Service**
Tel: 0116 305 5100
Email: psychology@leics.gov.uk
Web: www.leicestershire.gov.uk/educational-psychology-service
- **School Admissions**
Tel: 0116 305 6684
Email: admissions@leics.gov.uk
Web: www.leicestershire.gov.uk/admissions
- **Specialist Teaching Service**
Tel: 0116 305 9400
Email: STS@leics.gov.uk
Web: www.leicestershire.gov.uk/education-and-children/schools-colleges-and-academies/specialist-teaching-services
- **Student Finance**
Tel: 0300 100 0607
Web: www.gov.uk/student-finance
- **Youth Service**
Tel: 0116 305 7960
Email: earlyhelp@leics.gov.uk
Web: www.leics.gov.uk/youthservice?

Key Dates

School Terms & Holidays

Academic Year 2016-2017

Academic Year 2017-2018

Academic Year 2018-2019

Please contact individual schools for local variations in the holiday pattern.

First-time Admission & Infant to Junior/Primary School Transfer (entry September 2017)

1st September 2016:

Transfer from infant school to junior/primary school application process begins for Autumn 2017.

15th January 2017:

Closing date for submission of applications for first-time admission and transfer from infant to junior/primary school.

17th April 2017:

First-time admission/infant to junior school transfer decision results posted to parents/posted on-line.

FTA and infant to junior school over-subscription lists operate where schools are full.

31st December 2017:

Over-subscription lists for first-time admission and infant to junior transfer 2017 close.



Key to Symbols

The symbols used on the following pages are shown below. They are split into two useful groups to help you find the information you require more quickly.

CONTACT DETAILS



Headteacher



Telephone Number



Email Address



Postal Address



Fax Number



Website Address

GENERAL INFORMATION



Age Range



Opening Times



Planned Admission Number



School Type: Community, Foundation, Trust, Faith, Academy, Free and Studio Schools.

From September 2011 Leicestershire have a number of academy status schools. This means they will have opted out of LA control.

The majority of schools in Leicestershire are community schools with the Local Authority being the admitting authority. For Foundation, Trust, Faith, Academy, Free and Studio Schools the LA is not the admitting authority; it is instead the school themselves.

Regardless of the admitting authority admission applications must be made through the LA, using the LA's common application form. For community and voluntary controlled schools, the admissions criteria used is on page 8. For all others please

see the particular school's admission criteria available on their website.

In relation to school appeals, the LA through the County Council's Legal Services conduct the appeals process for Community Schools. Foundation, Trust, Faith, Academy, Free School, and Studio Schools in some instances engage the services of the LA to run their appeals, however, most run their own appeals processes.

For Voluntary Aided, Foundation or Trust Schools refer to the schools own admission criteria available on their website.



Disabled Access






Pathway School - Ensures that wheelchair users and pupils with mobility problems start in a partially accessible primary school that feeds into a partially accessible high and upper school.

Partially Accessible - When wheelchair users and pupils with mobility problems will be able to access all areas of the curriculum, but not necessarily all of the school building.



School Areas in Leicestershire



-  See page 18
-  See page 27
-  See page 38
-  See page 48
-  See page 59

There is an alphabetical index of primary schools on page 74



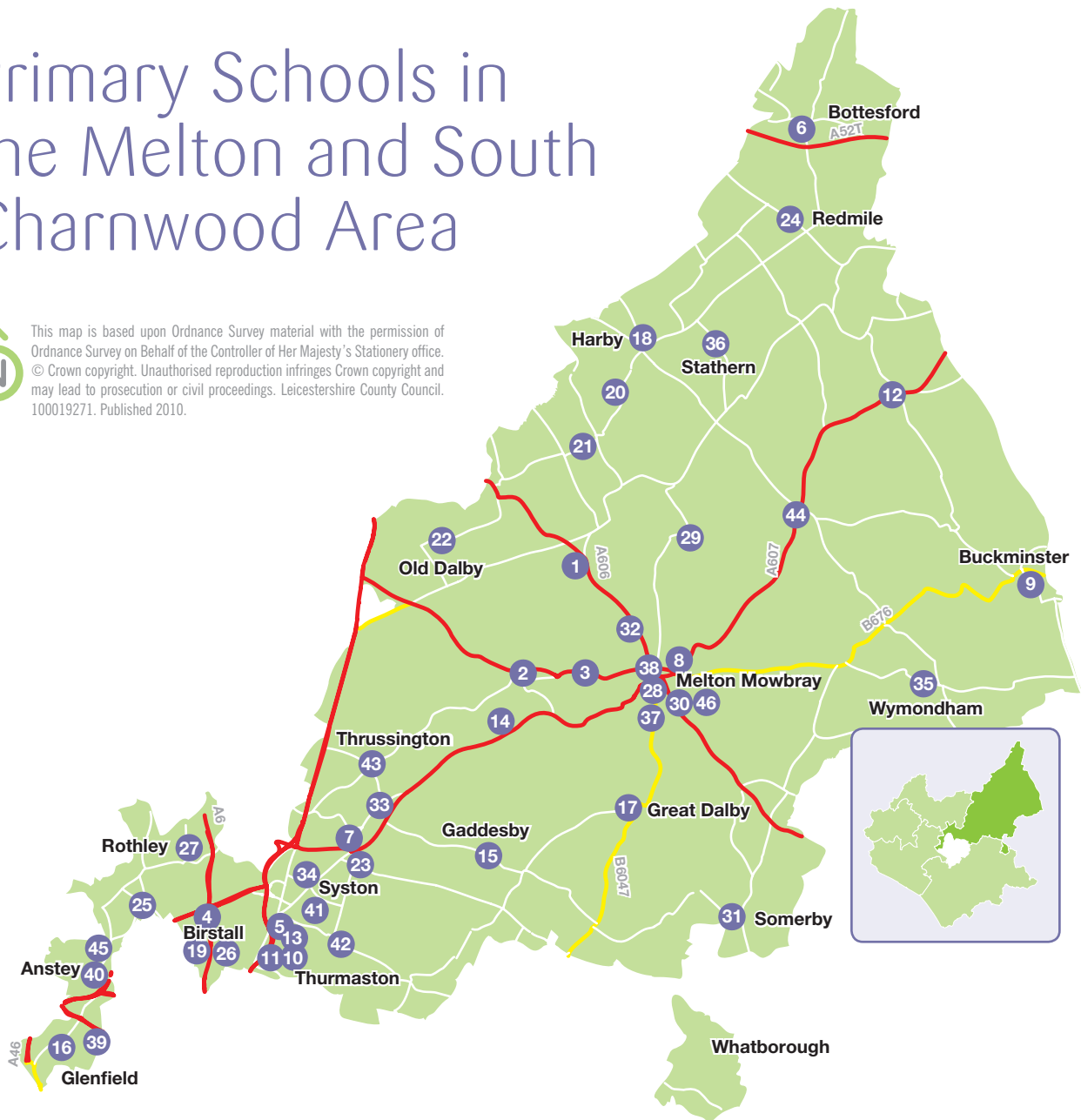
This map is based upon Ordnance Survey material with the permission of Ordnance Survey on Behalf of the Controller of Her Majesty's Stationery office. © Crown copyright. Unauthorised reproduction infringes Crown copyright and may lead to prosecution or civil proceedings. Leicestershire County Council. 100019271. Published 2010.



Primary Schools in the Melton and South Charnwood Area



This map is based upon Ordnance Survey material with the permission of Ordnance Survey on Behalf of the Controller of Her Majesty's Stationery office. © Crown copyright. Unauthorised reproduction infringes Crown copyright and may lead to prosecution or civil proceedings. Leicestershire County Council. 100019271. Published 2010.



- | | | |
|---|--|---|
| 1 Ab Kettleby Community Primary School | 16 Glenfield Primary School | Primary School |
| 2 Asfordby Captains Close Primary School | 17 Great Dalby School | 33 St Michael & All Angels Church of England Primary School |
| 3 Asfordby Hill Primary School | 18 Harby Church of England Primary School | 34 St Peter & St Paul CE academy |
| 4 Birstall Hallam Fields Primary School | 19 Highcliffe Primary School | 35 St Peter's Church of England Primary School, Wymondham |
| 5 Bishop Ellis Catholic Primary School, Thurmaston | 20 Hose Church of England Primary School | 36 Stathern Primary School |
| 6 Bottesford Church of England Primary School | 21 Long Clawson Church of England Primary School | 37 Swallowdale Primary School |
| 7 Broomfield Primary School | 22 Old Dalby Church of England Primary School | 38 The Grove Primary School |
| 8 Brownlow Primary School | 23 Queniborough Church of England Primary School | 39 The Hall School |
| 9 Buckminster Primary School | 24 Redmile Church of England Primary School | 40 The Latimer Primary School, Anstey |
| 10 Church Hill Infant School | 25 Richard Hill Church of England Primary School | 41 The Merton Primary School, Syston |
| 11 Church Hill Church of England Junior School | 26 Riverside Community Primary School, Birstall | 42 The Pochin School |
| 12 Croxton Kerrial Church of England Primary School | 27 Rothley Church of England Primary School | 43 Thrussington Church of England Primary School |
| 13 Eastfield Primary School | 28 Saint Francis Catholic Primary School, Melton Mowbray | 44 Waltham on the Wolds Church of England Primary School |
| 14 Frisby Church of England Primary School | 29 Scafford Church of England Primary School | 45 Woollen Hill Primary School |
| 15 Gaddesby Primary School | 30 Sherard Primary School & Community Centre | Special Schools |
| | 31 Somerby Primary School | 46 Birch Wood (Melton Area Special School) |
| | 32 St Mary's Melton Mowbray Church of England | |



1. Ab Kettleby Community Primary School - DfE 2000 *For admission policy contact: www.abkettleby.leics.sch.uk*

Mr Ian Toon



Wartnaby Road, Ab Kettleby, Melton Mowbray, Leics LE14 3JJ



01664 822302



01664 822302

admin@abkettleby.orgwww.abkettleby.org

4+ to 11 years



9.00am – 3.15pm



Academy



-



11

2. Asfordby Captain's Close Primary School - DfE 2187

Mrs Julia Hancock



Saxelby Road, Asfordby, Leics LE14 3TU



01664 812630



01664 813035

ICT.Admin@captains-close.leics.sch.ukwww.captainscloseprimary.co.uk

4+ to 11 years



8.50am – 3.15pm



Academy



Pathway School



30

3. Asfordby Hill Primary School - DfE 2004 *For admission policy contact: www.asfordbyhill.leics.sch.uk*

Mrs Tracy McConnell



Melton Road, Asfordby Hill, Melton Mowbray, Leics LE14 3RB



01664 812244



01664 813840

admin@asfordbyhill.leics.sch.ukwww.asfordbyhill.leics.sch.uk

4+ to 11 years



8.50am – 3.10pm



Academy



-



27

4. Birstall Hallam Fields Primary School

New school opening September 2017



30

5. Bishop Ellis Catholic Primary School - DfE 3345 *For admission policy visit: www.bishopellis.leics.sch.uk*

Ms Suzanne Henry



Barkby Thorpe Lane, Thurmaston, Leics LE4 8GP



0116 269 5510



0116 269 7479

admin@bishopellis.leics.sch.ukwww.bishopellis.leics.sch.uk

4+ to 11 years



8.55am – 3.30pm



Voluntary Aided



-



50



Headteacher



Postal address



Telephone number



Fax number



Email address



Website address



Age range



Opening times



School type




Disabled access





Admission no. Autumn 2016

6. Bottesford Church of England Primary School - DfE 3014 *For admission policy visit: www.bottesford.leics.sch.uk*

 Mrs Louise McGrory


 Silverwood Road, Bottesford, Notts NG13 0BS


 01949 842224

 01949 842224


 school@bottesford.leics.sch.uk

 www.bottesford.leics.sch.uk

 4+ to 11 years

 8.50am – 3.15pm


 Academy

 Pathway School


 45

7. Broomfield Primary School - DfE 2168 *For admission policy visit: www.broomfieldprimarieschool.co.uk*

 Miss Alexandra Allison


 Off Ploughmans Lea, East Goscote, Leics LE7 3ZQ


 0116 260 6704

 0116 269 8240


 office@broomfieldprimarieschool.co.uk

 www.broomfieldprimarieschool.co.uk

 4+ to 11 years

 9.00am – 3.20pm

 Academy


 Pathway School

 38

8. Brownlow Primary School - DfE 2072 *For admission policy visit: www.brownlowschool.org.uk*

 Mr Damien Turrell


 Limes Avenue, Melton Mowbray, Leics LE13 1QL


 01664 562315

 01664 480492

 admin@brownlowschool.co.uk

 www.brownlowschool.org.uk

 4+ to 11 years

 8.50am – 3.10pm (KS1)
8.50am – 3.15pm (KS2)

 Academy


 -

 89

9. Buckminster Primary School - DfE 2017

 Mrs Debbie Clarke


 School Lane, Buckminster, Grantham, Lincs NG33 5RZ


 01476 860315

 -


 office@buckminster.leics.sch.uk

 www.buckminster.leics.sch.uk

 4+ to 11 years

 8.50am – 3.20pm

 Community


 Pathway School

 15


10. Church Hill Infant School - DfE 2110 *For admission policy contact: www.churchhillinfants.co.uk*

 Mrs Meera Bulsara


 Church Hill Road, Thurmaston, Leics LE4 8DE


 0116 269 2083

 0116 269 2090

 admin@churchhill-inf.leics.sch.uk

 www.churchhillinfants.co.uk

 4+ to 7 years

 8.40am – 3.00pm

 Academy

 -

 90



11. Church Hill Church of England Junior School - DfE 3094 *For admission policy contact: www.churchhill-jun.leics.sch.uk*

Mrs Shereen Kirk



Church Hill Road, Thurmaston, Leics LE4 8DE



0116 269 2509



0116 260 4143

theoffice@churchhill-jun.leics.sch.uk
headteacher@churchhill-jun.leics.sch.ukwww.churchhill-jun.leics.sch.uk

7 to 11 years



8.40am – 3.00pm



Academy



-



90

12. Croxton Kerrial Church of England Primary School - DfE 3028 *For admission policy visit: www.ckschool.leics.sch.uk*

Mrs Anne Harvey



School Lane, Croxton Kerrial, Grantham, Lincs NG32 1QR



01476 870393



-

office@ckschool.leics.sch.ukwww.ckschool.leics.sch.uk

4+ to 11 years



8.45am – 3.15pm



Academy



-



12

13. Eastfield Primary School - DfE 2157 *For admission policy visit: www.eastfield.leics.sch.uk*

Mr Bill Griffiths



Eastfield Road, Thurmaston, Leics LE4 8FP



0116 269 4692



0116 269 7386

headteacher@eastfield.leics.sch.uk
office@eastfield.leics.sch.ukwww.eastfield.leics.sch.uk

4+ to 11 years



9.00am – 3.15pm



Academy



Pathway School



60

14. Frisby Church of England Primary School - DfE 3035 *For admission policy visit: www.frisby.leics.sch.uk*

Mr Stuart Northedge



Hall Orchard Lane, Frisby on the Wreake, Melton Mowbray, Leics LE14 2NH



01664 434429



01664 434429

frisby.office@frisby.leics.sch.uk
headteacher@frisby.leics.sch.ukwww.frisby.leics.sch.uk

4+ to 11 years



9.00am – 3.25pm



Academy



-



17

15. Gaddesby Primary School - DfE 2037 *For admission policy visit: www.gaddesby.leics.sch.uk*

Mr Gareth Nemes



Ashby Road, Gaddesby, Leics LE7 4WF



01664 840253



01664 840253

office@gaddesby.leics.sch.uk
headteacher@gaddesby.leics.sch.ukwww.gaddesby.leics.sch.uk

4+ to 11 years



9.00am – 3.10pm



Academy



Pathway School



25



Headteacher



Postal address



Telephone number



Fax number



Email address



Website address



Age range



Opening times



School type



Disabled access



Admission no. Autumn 2016












16. Glenfield Primary School - DfE 2012 *For admission policy visit: www.glenfield.leics.sch.uk*

 Mrs Kathy Martin	 0116 287 4705
 Stamford Street, Glenfield, Leics LE3 8DL	 office@glenfield.leics.sch.uk
 0116 287 2188	 www.glenfield.leics.sch.uk
 4+ to 11 years	 8.55am – 3.15pm
 Academy	 -
	 55

17. Great Dalby School - DfE 2018 *For admission policy visit: www.greatdalbyprimaryschool.co.uk*

 Mrs Lucy Anderson	 01664 562750
 Top End, Great Dalby, Melton Mowbray, Leics LE14 2HA	 admin@greatdalby.leics.sch.uk
 01664 562750	 www.greatdalbyprimaryschool.co.uk
 4+ to 11 years	 9.00am – 3.15pm
 Academy	 -
	 20

18. Harby Church of England Primary School - DfE 3039

 Mrs Bridget Bye	 01949 860553
 School Lane, Harby, Melton Mowbray, Leics LE14 4BZ	 office.school@harby.leics.sch.uk
 01949 860553	 www.harbyprimary.org
 4+ to 11 years	 8.50am – 3.15pm
 Voluntary Controlled	 -
	 15

19. Highcliffe Primary School - DfE 2367 *For admission policy visit: www.highcliffe.leics.sch.uk*

 Mrs Katherine Renshaw	 0116 210 1116
 Greengate Lane, Birstall, Leics LE4 3DL	 office@highcliffe.leics.sch.uk
 0116 210 1112	 www.highcliffeacademy.org.uk
 4+ to 11 years	 8.45am – 3.20pm
 Academy	 -
	 60

20. Hose Church of England Primary School - DfE 3043

 Mrs Margaret Cox	 01949 860312
 Bolton Lane, Hose, Melton Mowbray, Leics LE14 4JE	 manager@hose.leics.sch.uk
 01949 860312	 www.hoseprimaryschool.co.uk
 4+ to 11 years	 8.50am – 3.30pm
 Voluntary Controlled	 -
	 11



21. Long Clawson Church of England Primary School - DfE 3053

Mrs Catherine Sinclair



School Lane, Long Clawson, Melton Mowbray, Leics LE14 4PB



01664 822337



01664 822337



adminoffice@longclawson.leics.sch.uk



www.longclawson.leics.sch.uk



4+ to 11 years



9.00am – 3.15pm



Voluntary Controlled



-



14

22. Old Dalby Church of England Primary School - DfE 3067 *For admission policy visit: www.olddalbyschool.org.uk*

Mrs Helen Rodger



Longcliff Hill, Old Dalby, Melton Mowbray, Leics LE14 3JY



01664 822455



01664 823554



office@olddalbyschool.org.uk



www.olddalbyschool.org.uk



4+ to 11 years



9.10am – 3.25pm



Academy



Pathway School



21

23. Queniborough Church of England Primary School - DfE 3069 *For admission policy visit: www.queniboroughprimary.org*

Mrs Joy Hardy



Coppice Lane, Queniborough, Leics LE7 3DR



0116 260 6700



0116 2606500



office@quenischool.org.uk



www.queniboroughprimary.org



4+ to 11 years



8.50am – 3.15pm



Academy



Pathway School



30

24. Redmile Church of England Primary School - DfE 3072 *For admission policy visit: www.redmile.leics.sch.uk*

Mrs Julie Hopkins



6 Belvoir Road, Redmile, Notts NG13 OGL



01949 842429



01949 842429



info@redmile.leics.sch.uk



www.redmile.leics.sch.uk



4+ to 11 years



8.50am – 3.15pm



Academy



-



11

25. Richard Hill Church of England Primary School - DfE 3330 *For admission policy visit: www.richardhillschool.co.uk*

Mrs Nicola Quinn



12 Anstey Lane, Thurstaston, Leics LE7 7JA



0116 234 0212



0116 234 0226



office@richardhill.leics.sch.uk



www.richardhillschool.co.uk



4+ to 11 years



8.50am – 3.20pm



Voluntary Aided



Partially Accessible



30



Headteacher



Postal address



Telephone number



Fax number



Email address



Website address



Age range



Opening times



School type



Disabled access




Admission no. Autumn 2016

26. Riverside Community Primary School - DfE 2368 *For admission policy visit: www.riverside.leics.sch.uk*

 Mr Andrew Hayman






 Wanlip Lane, Birstall, Leics LE4 4JU

 0116 210 7373


 0116 210 7373

 office@riverside.leics.sch.uk
head@riverside.leics.sch.uk

 www.riverside.leics.sch.uk


 4+ to 11 years  8.45am – 3.00pm  Academy  Partially Accessible  60

27. Rothley Church of England Primary School - DfE 3074 *For admission policy visit: www.rothley.leics.sch.uk*

 Mrs Fiona Parr






 Burrow Drive, Rothley, Leics LE7 7RZ

 0116 230 2106

 0116 230 2106


 admin@rothley.leics.sch.uk


 www.rothley.leics.sch.uk


 4+ to 11 years  8.55am – 3.15pm  Academy  Partially Accessible  60

28. Saint Francis Catholic Primary School - DfE 3342 *For admission policy visit: www.st-francis.leics.sch.uk*

 Mrs Jo Anderson






 Dalby Road, Melton Mowbray, Leics LE13 0BP

 01664 562891

 01664 482712

 adminteam@st-francis.leics.sch.uk

 www.st-francis.leics.sch.uk

 4+ to 11 years  8.55am – 3.15pm  Voluntary Aided  -  45

29. Scalford Church of England Primary School - DfE 3077

 Mrs Marie Waring



 School Lane, Scalford, Melton Mowbray, Leics LE14 4DT

 01664 444282

 01664 444282

 office@scalford.leics.sch.uk

 www.scalford.leics.sch.uk

 4+ to 11 years  9.00am – 3.15pm  Voluntary Controlled  -  11

30. Sherard Primary School & Community Centre - DfE 2191


 Mr Trevor Marsden


 Grange Drive, Melton Mowbray, Leics LE13 1HA

 01664 565124
























 01664 481330

 ICT.Admin@sherard.leics.sch.uk

 www.sherardschool.co.uk

 4+ to 11 years  8.50am – 3.15pm  Community  Pathway School  60



31. Somerby Primary School - DfE 2094 *For admission policy visit: www.somerby.leics.sch.uk* Mrs Philippa Plant High Street, Somerby, Melton Mowbray, Leics LE14 2PZ 01664 454334 01664 454334 admin@somerby.leics.sch.uk www.somerby.leics.sch.uk 4+ to 11 years 8.45am – 3.00pm Academy Pathway School 7**32. St Mary's, Melton Mowbray, C of E Primary School - DfE2010** *For admission policy visit: www.st-marys-school.co.uk* Ms Louisa Morris Brampton Road, Melton Mowbray, Leics LE13 0NA 01664 562500 01664 481943 head@st-maryscofe.leics.sch.uk www.st-maryscofe.leics.sch.uk 4+ to 11 years 9.00am -3.20pm Academy Pathway School 30**33. St Michael & All Angels C of E Primary School - DfE 3312** *For admission policy visit: www.stmichaels.leics.sch.uk* Mr Neil Bardsley Brookside, Rearsby, Leics LE7 4YB 01664 424453 01664 424075 head@stmichaels.leics.sch.uk
j.wainwright@stmichaels.leics.sch.uk www.stmichaels.leics.sch.uk 4+ to 11 years 8.45am – 3.00pm Academy - 15**34. St Peter & St Paul C E Academy - DfE 3432** *For admission policy visit: www.spspacademy.org* Miss Fiona Buchan Upper Church Street, Syston, Leics LE7 1HR 0116 260 7577 0116 269 7301 admin@spspacademy.org www.spspacademy.org 4+ to 11 years 8.45am – 3.00pm Academy Partially Accessible 60**35. St Peter's Church of England Primary School, Wymondham - DfE 3333** *For admission policy visit: www.wymondhamprimary.org* Mrs Anne Harvey Glebe Road, Wymondham, Melton Mowbray, Leics LE14 2AF 01572 787658 01572 787658 SchoolOffice@st-peters-wymondham.leics.sch.uk www.wymondhamprimary.org 4+ to 11 years 8.50am – 3.15pm Academy - 8

Headteacher



Postal address



Telephone number



Fax number



Email address



Website address



Age range



Opening times



School type



Disabled access



Admission no. Autumn 2016

36. Stathern Primary School - DfE 2096



Mr Matthew Lee



Water Lane, Stathern, Melton Mowbray, Leics LE14 4HX



01949 860316



01949 869165



theoffice@stathern.leics.sch.uk
headteacher@stathern.leics.sch.uk



www.stathern.leics.sch.uk



4+ to 11 years



9.00am – 3.15pm



Community



Pathway School



17

37. Swallowdale Primary School - DfE 2185 *For admission policy visit: www.swallowdaleschool.co.uk*



Miss Debbie Vials



Dalby Road, Melton Mowbray, Leics LE13 0BJ



01664 565456



01664 482026



headteacher@swallowdale.leics.sch.uk



www.swallowdale.leics.sch.uk



4+ to 11 years



8.50am – 3.05pm (KS1)
8.40am – 3.10pm (KS2)



Academy



Pathway School



Yr 0 60
Yr 1-6 52

38. The Grove Primary School* - DfE 2073 *For admission policy visit: www.thegroveprimary.co.uk*



Mr David Michael Owen



Asfordby Road, Melton Mowbray, Leics LE13 0HN



01664 562554



01664 562554



office@meltongrove.leics.sch.uk
headteacher@meltongrove.leics.sch.uk



www.thegroveprimary.co.uk



4+ to 11 years



8.50am – 3.15pm



Academy



Pathway School



38

39. The Hall School - DfE 2345



Mr Keith Culverwell



Glenfield Frith Drive, Glenfield, Leics LE3 8PQ



0116 287 3582



0116 232 2516



theoffice@thehall.leics.sch.uk



www.thehallprimary.com



4+ to 11 years



8.50am – 3.15pm (FS/KS1)
8.50am – 3.25pm (KS2)



Community



Partially Accessible



60

40. The Latimer Primary School - DfE 2001



Ms Emma Turner (Co-Headteacher)
Ms Claire Mitchell (Co-Headteacher)



Latimer Street, Anstey, Leics LE7 7AW



0116 236 2138



0116 235 7868



OFFICE@latimer.leics.sch.uk



www.latimerprimary.org.uk



4+ to 11 years



8.45am – 3.15pm



Community

40



40

*Feeds to Melton Long Field High School – Pathway School and to Melton John Fernelley High School – Non Accessible.



Apply for a school place online:
www.leicestershire.gov.uk/admissions

Unless otherwise stated all admissions are subject to the Local Authority's admissions policy

41. The Merton Primary School - DfE 2161 *For admission policy visit: www.merton.leics.sch.uk*

Miss Shelagh Thomson



Cherry Drive, Syston, Leics LE7 2PT



0116 260 8150



0116 269 4308



admin@merton.leics.sch.uk

www.merton.leics.sch.uk

4+ to 11 years



8.45am – 3.15pm



Academy



-



60

42. The Pochin School - DfE 3006 *For admission policy visit: www.pochin.leics.sch.uk*

Mr Stephen Cotton



School Lane, Barkby, Leics LE7 3QL



0116 269 2078



-



dwoolerton@pochin.leics.sch.uk

www.pochin.leics.sch.uk

4+ to 11 years



8.55am – 3.30pm



Academy



-



20

43. Thrussington Church of England Primary School - DfE 3093 *For admission policy visit: www.thrussington.leics.sch.uk*

Mrs Liz Moore



Hoby Road, Thrussington, Leics LE7 4TH



01664 424421



01664 424421



office@thrussington.leics.sch.uk

www.thrussington.leics.sch.uk

4+ to 11 years



8.55am – 3.15pm



Academy



-



9

44. Waltham on the Wolds Church of England Primary School - DfE 3100 *For admission policy visit: www.waltham.leics.sch.uk*

Mrs Julie Hopkins



Melton Road, Waltham on the Wolds, Melton Mowbray, Leics LE14 4AJ



01664 464269



01664 464269



office@waltham.leics.sch.uk

www.waltham.leics.sch.uk

4+ to 11 years



8.50am – 3.15pm



Academy



-



14

45. Woolden Hill Primary School - DfE 2014 *For admission policy visit: www.wooldenhillprimary.org.uk*

Mrs Sarah Sadler



Netherfield Road, Anstey, Leics LE7 7ES



0116 236 2154



0116 236 2154



admin@wooldenhill.leics.sch.uk

www.wooldenhillschool.co.uk

4+ to 11 years



8.50am – 3.10pm



Academy



-



30



Headteacher



Postal address



Telephone number



Fax number



Email address



Website address



Age range



Opening times



School type



Disabled access














Admission no. Autumn 2016

Special School

Admissions to this school are subject to the child's Statement of Special Educational Needs.

46. Birch Wood (Melton Area Special School) - DfE 7215 *Area School for Pupils with Complex, Moderate, Severe and Profound Learning Difficulties.*

 Mrs Ros Hopkins	 01664 483349
 Grange Drive, Melton Mowbray, Leics LE13 1HA	 office@birchwood.leics.sch.uk
 01664 483340	 www.birchwoodschool.co.uk

 5 to 19 years
  9.00am – 3.25pm (mainsite)
8.50am – 3.15pm (BW2 site)
  Community Special
  -
  -

Special Units in Mainstream Schools

Admissions to these units are subject to the child's Statement of Special Educational Needs.

Unit which caters for Speech and Language Difficulties is provided at the following school:







16. Glenfield Primary School - DfE 2012 *For admission policy visit: www.glenfield.leics.sch.uk*






 Mrs Kathy Martin	 0116 287 4705
 Stamford Street, Glenfield, Leics LE3 8DL	 office@glenfield.leics.sch.uk
 0116 287 2188	 www.glenfield.leics.sch.uk

 7 to 11 years
  8.55am – 3.15pm
  Academy
  -
  -

Unit which caters largely for Moderate Learning Difficulties is provided at the following school:

30. Sherard Primary School & Community Centre - DfE 2191

 Mr Trevor Marsden	 01664 481330
 Grange Drive, Melton Mowbray, Leics LE13 1HA	 ICT.Admin@sherard.leics.sch.uk
 01664 565124	 www.sherardschool.co.uk

 5 to 11 years
  8.50am – 3.15pm
  Community
  Pathway School
  -





Leicestershire
County Council

Foster for Leicestershire

Look out for us
at events around
the county!

EXTRAORDINARY CARERS • ORDINARY PEOPLE
fostering going

**You can make a difference to children
and young people in Leicestershire**

Get in touch to find out more: Tel: **0116 305 0505**

Email: **fosteringandadoption@leics.gov.uk**

www.fosteringleicestershire.com

If you require this information in an alternative version such as large print, Braille, tape or help in understanding it in your language, please contact **0116 305 6684**, minicom: **0116 305 6048** or email: **admissions@leics.gov.uk**



Leicestershire
County Council

Children and Family Services County Hall, Glenfield, Leicestershire LE3 8RF
Further details available on our website:

www.leicestershire.gov.uk/education-and-children