

COVID-19: Data Update for Leicestershire

Period 13 October 2021 to 19 October 2021

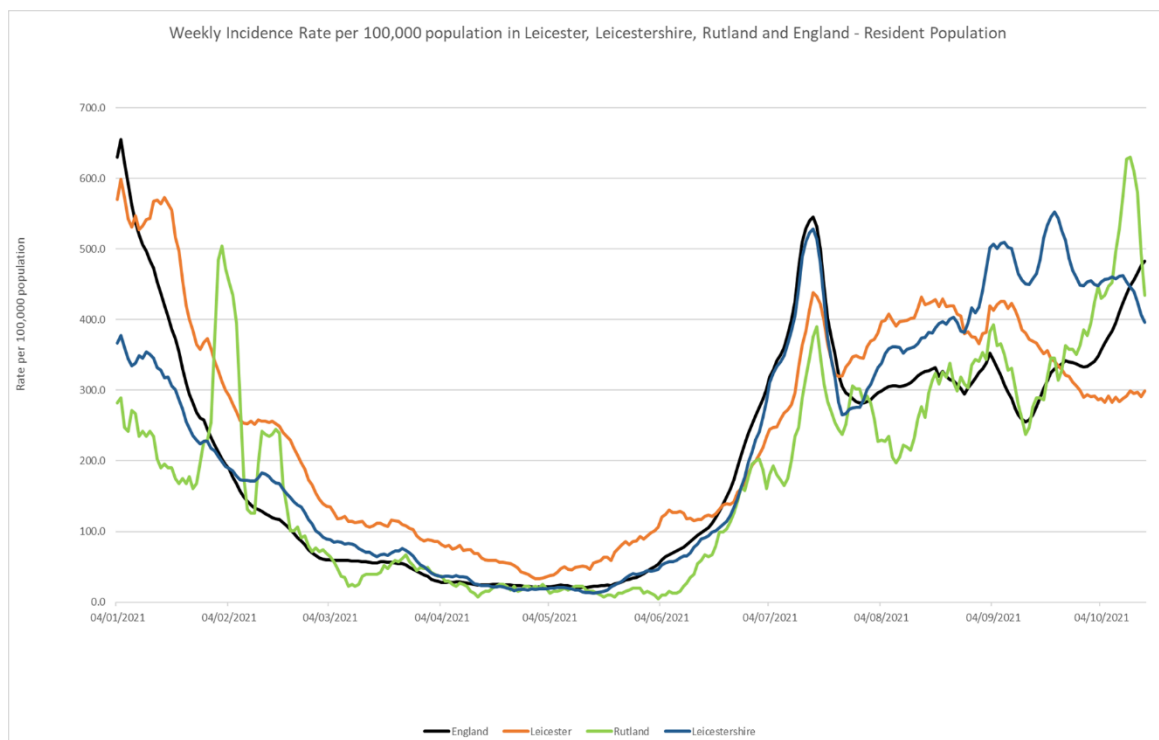
Headline Summary

1. Position Statement from the Director of Public Health for Leicestershire

Half term has brought a welcome large fall in the Leicestershire rate, although it is uncertain how much of this is to do with reduced testing in the school age population while schools were closed during half term. The over 60s rate has increased in the last two weeks although this remains around the national average.

2. Trend in Weekly Incidence Rate (All ages) – Leicester, Leicestershire, Rutland and England

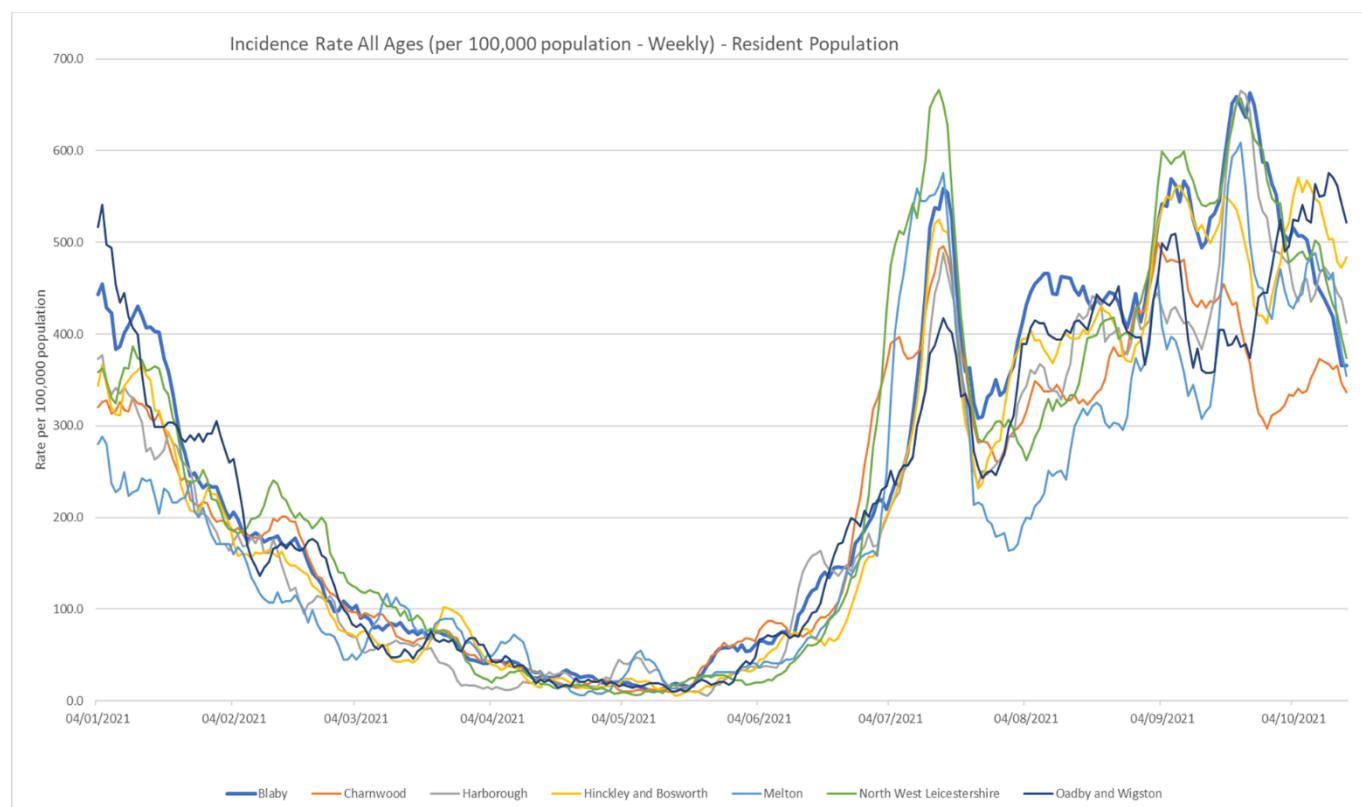
- The national rate has increased from 476.9 (period 12th October to 18th October) to 482.9 per 100,000 population (period 13th October to 19th October). This latest rate reflects a percentage change increase of 18% compared to the previous 7 day period for England.
- The Leicestershire rate has decreased from 407.4 (period 12th October to 18th October) to 396.0 per 100,000 population (period 13th October to 19th October). This latest rate reflects a percentage change decrease of 14% compared to the previous 7 day period for Leicestershire. The rate in Leicestershire is lower than the national average.
- The rate for Leicester City stands at 299.1 per 100,000 population and is below the national average. The rate for Rutland stands at 434.8 per 100,000 population and is below the national average.



3. Trend in Weekly Incidence Rate (all ages) – Leicestershire Districts

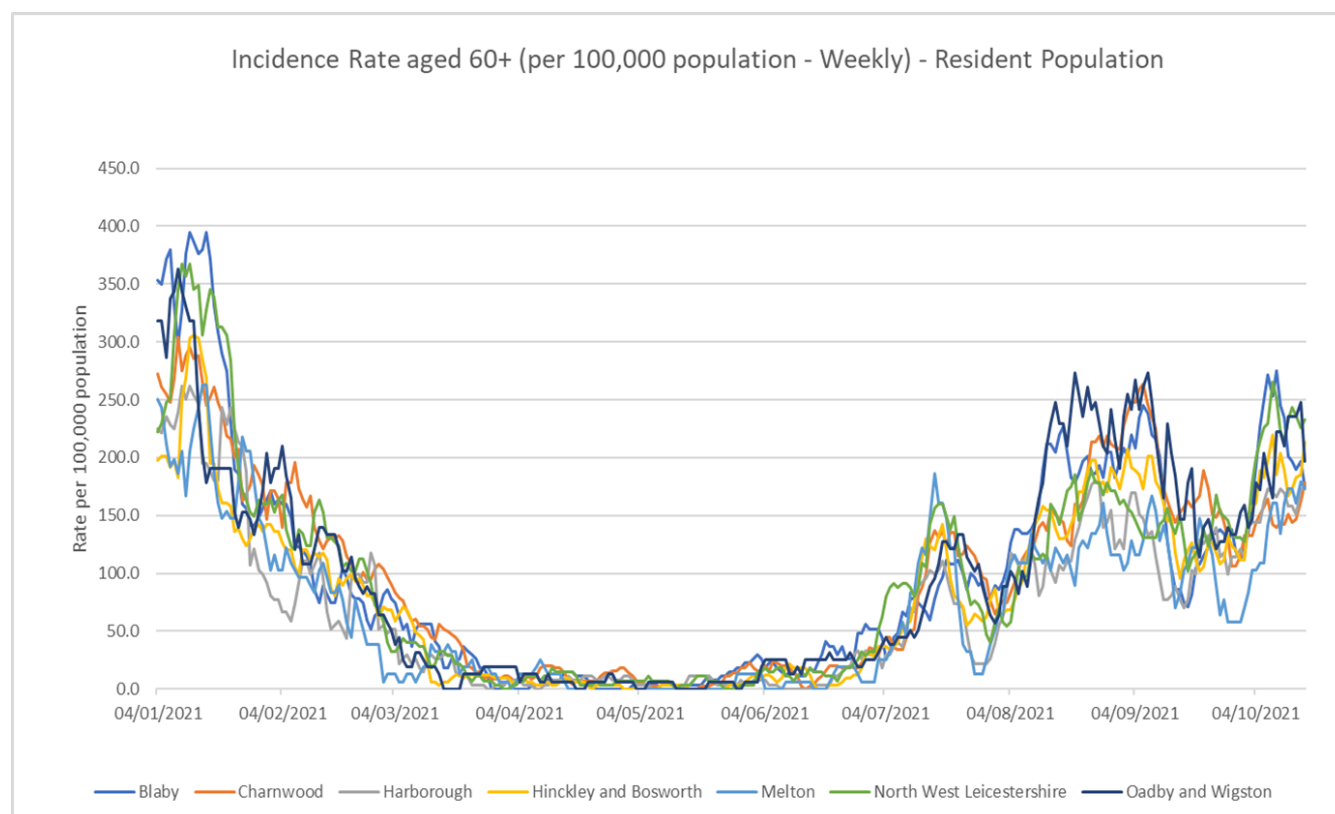
- O&W has the highest rate in the county (521.7 per 100,000, 299 cases), followed by H&B (483.9 per 100,000 population, 550 cases), Harborough (412.4 per 100,000, 394 cases), NWL (374.0 per 100,000, 392 cases), Blaby (365.9 per 100,000, 373 cases), Melton (354.1 per 100,000, 182 cases) and Charnwood (336.5 per 100,000 population, 634 cases). Compared to the previous week, all districts have decreased unlike nationally.

Indicator	Blaby	Charnwood	Harborough	Hinckley & Bosworth	Melton	NW Leicestershire	Oadby and Wigston	Leicestershire	Rutland	England
Weekly incidence rate per 100,000 population (All Ages)	365.9	336.5	412.4	483.9	354.1	374.0	521.7	396.0	434.8	482.9
Weekly count of cases (All Ages)	373	634	394	550	182	392	299	2824	176	273100
Percentage change in cases from previous 7 days (All Ages)	-20%	-7%	-7%	-11%	-27%	-25%	-7%	-14%	-18%	18%
Weekly incidence rate per 100,000 population (60+)	174.9	177.9	173.1	213.3	173.2	232.9	197.2	192.0	122.8	218.5
Weekly count of cases (60+)	47	79	47	69	27	64	31	364	16	1526



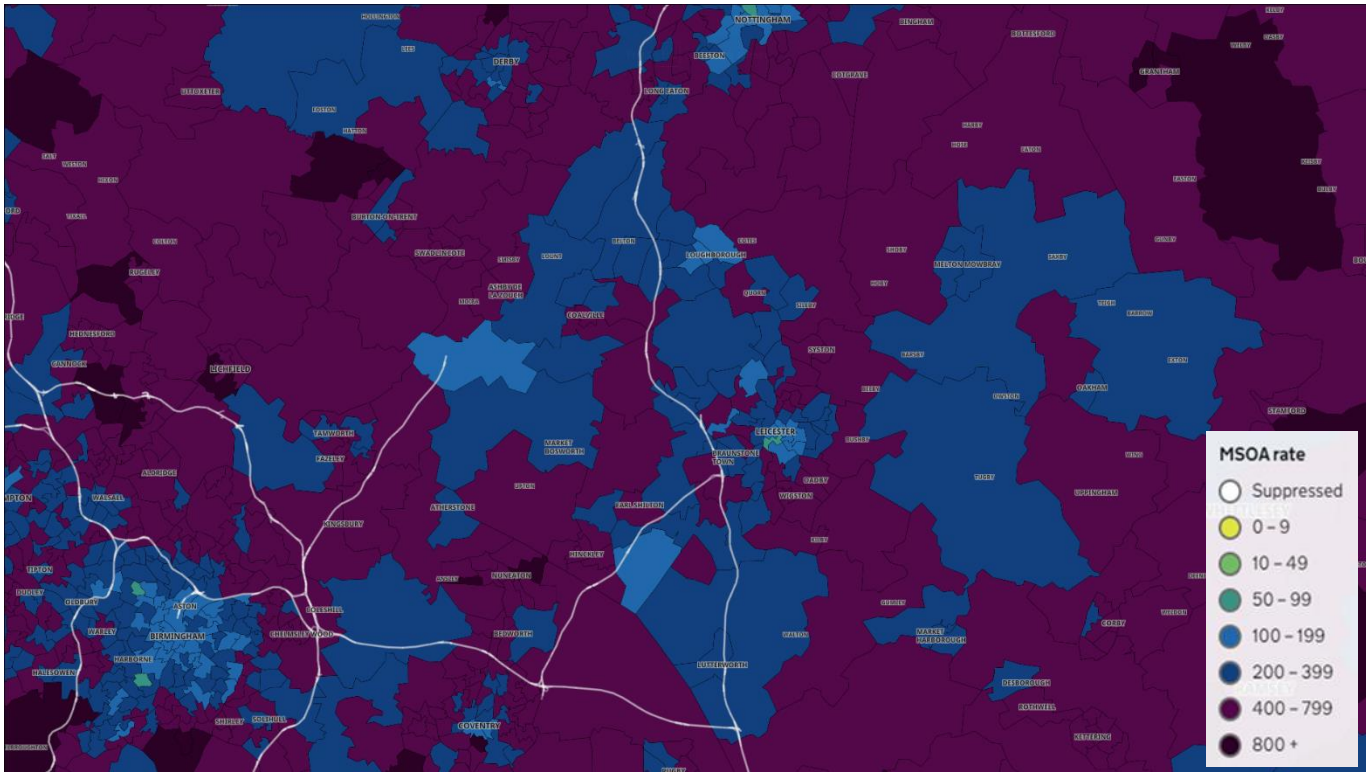
4. Trend in Weekly Incidence Rate (60+) – Leicestershire Districts

- The data for 60+ population show the rate for Leicestershire is 192.0 per 100,000 population, lower than the national rate of 218.5 per 100,000 population. NWL has the highest rate in the county (232.9 per 100,000 population, 64 cases) followed by H&B (213.3, 69 cases), O&W (197.2, 31 cases), Charnwood (177.9, 79 cases), Blaby (174.9, 47 cases), Melton (173.2, 27 cases) and Harborough (173.1, 47 cases). Compared to the previous week, most districts (apart from Blaby, NWL and O&W) have increased like nationally.



Source: PHE Power BI Line Lists

5. Weekly Cases by Middle Super Output Area (MSOA)



Source: PHE Coronavirus (COVID-19) in the UK Dashboard

If you require information contained in this leaflet in another version e.g. large print, Braille, tape or alternative language please telephone: 0116 305 6803, Fax: 0116 305 7271 or Minicom: 0116 305 6160.

જો આપ આ માહિતી આપની ભાષામાં સમજવામાં થોડી મદદ ઇચ્છતાં હો તો 0116 305 6803 નંબર પર ફોન કરશો અને અમે આપને મદદ કરવા અવસ્થા કરીશું.

ਜੇਕਰ ਤੁਹਾਨੂੰ ਇਸ ਜਾਣਕਾਰੀ ਨੂੰ ਸਮਝਣ ਵਿੱਚ ਕੁਝ ਮਦਦ ਚਾਹੀਦੀ ਹੈ ਤਾਂ ਕਿਰਪਾ ਕਰਕੇ 0116 305 6803 ਨੰਬਰ ਤੇ ਫੋਨ ਕਰੋ ਅਤੇ ਅਸੀਂ ਤੁਹਾਡੀ ਮਦਦ ਲਈ ਕਿਸੇ ਦਾ ਪ੍ਰਬੰਧ ਕਰ ਦਵਾਂਗੇ।

এই তথ্য নিজের ভাষায় বুঝার জন্য আপনার যদি কোন সাহায্যের প্রয়োজন হয়, তবে 0116 305 6803 এই নম্বরে ফোন করলে আমরা উপযুক্ত ব্যক্তির ব্যবস্থা করবো।

اگر آپ کو یہ معلومات سمجھنے میں کچھ مدد درکار ہے تو براہ مہربانی اس نمبر پر کال کریں 0116 305 6803 اور ہم آپ کی مدد کے لئے کسی کا انتظام کر دیں گے۔

假如閣下需要幫助，用你的語言去明白這些資訊，請致電 0116 305 6803，我們會安排有關人員為你提供幫助。

Jeżeli potrzebujesz pomocy w zrozumieniu tej informacji w Twoim języku, zadzwoń pod numer 0116 305 6803, a my Ci pomożemy.

25 October 2021

Business Intelligence Service
Chief Executive's Department
Leicestershire County Council
County Hall, Glenfield
Leicester LE3 8RA

Tel 0116 305 6059
Email: Kajal.lad@leics.gov.uk

Produced by the Business Intelligence Service at Leicestershire County Council.

Whilst every effort has been made to ensure the accuracy of the information contained within this report, Leicestershire County Council cannot be held responsible for any errors or omission relating to the data contained within the report.