

Leicester, Leicestershire & Rutland Road Safety Report 2020

KEY STATS

% change
since '19

25
Fatalities

▼ 38%

288
Serious
injuries

▲ 9%

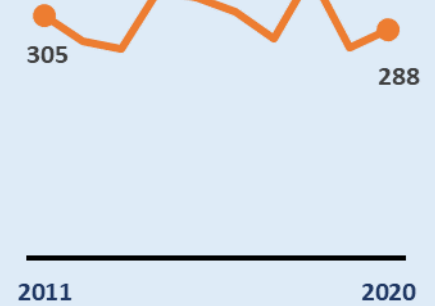
1179
Slight
injuries

▼ 19%

Fatalities



Serious Injury



Injuries sustained in 2020

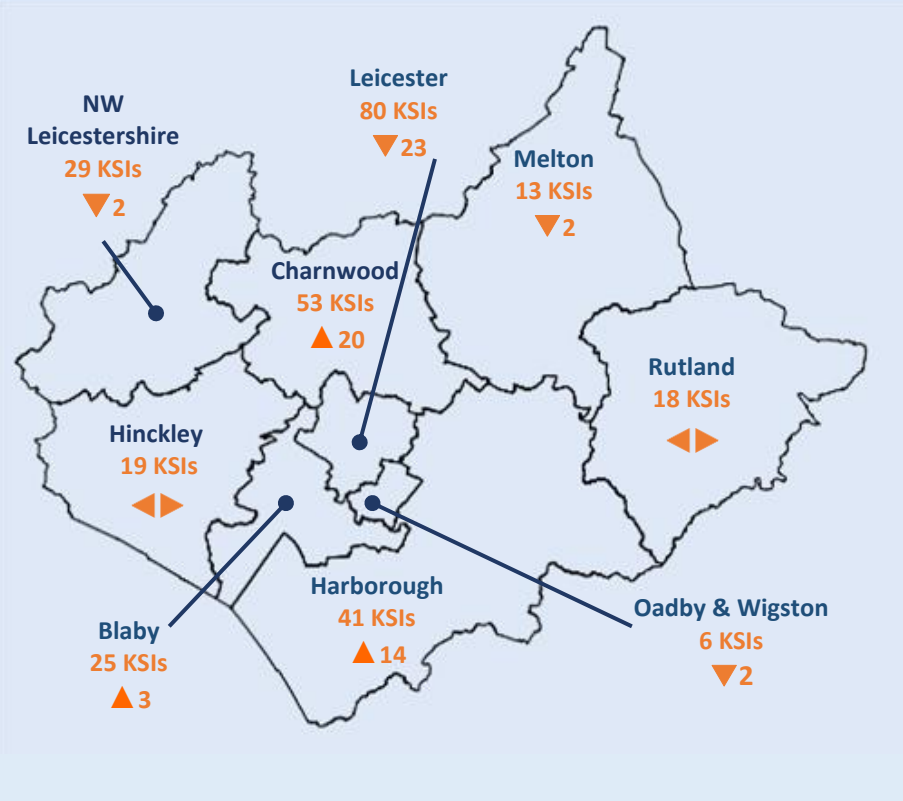


21%
Killed or
serious
injury



79%
Slight
injury

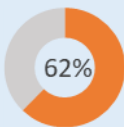
KSI Collisions



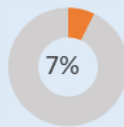
All casualties compared to 2019



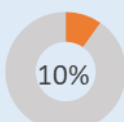
930
▼ 16%



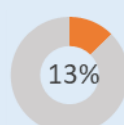
108
▼ 17%



146
▼ 8%

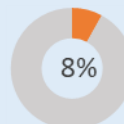


27
▼ 27%

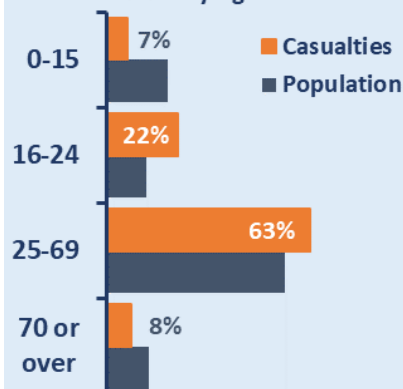


Other

120
◀▶



KSI Casualties by Age



Follow Us:



www.speedorsafety.com



@LLRRoadSafety

Leicestershire County Road Safety Report 2020

KEY STATS

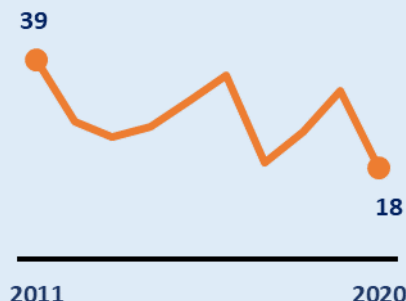
% change since '19

18 ▼ 45%
Fatalities

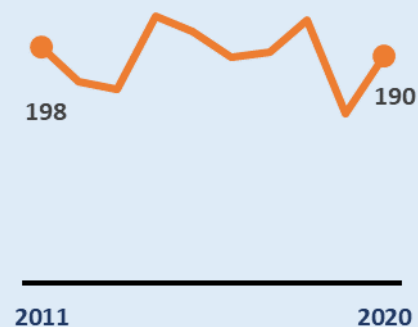
190 ▲ 34%
Serious injuries

670 ▼ 18%
Slight injuries

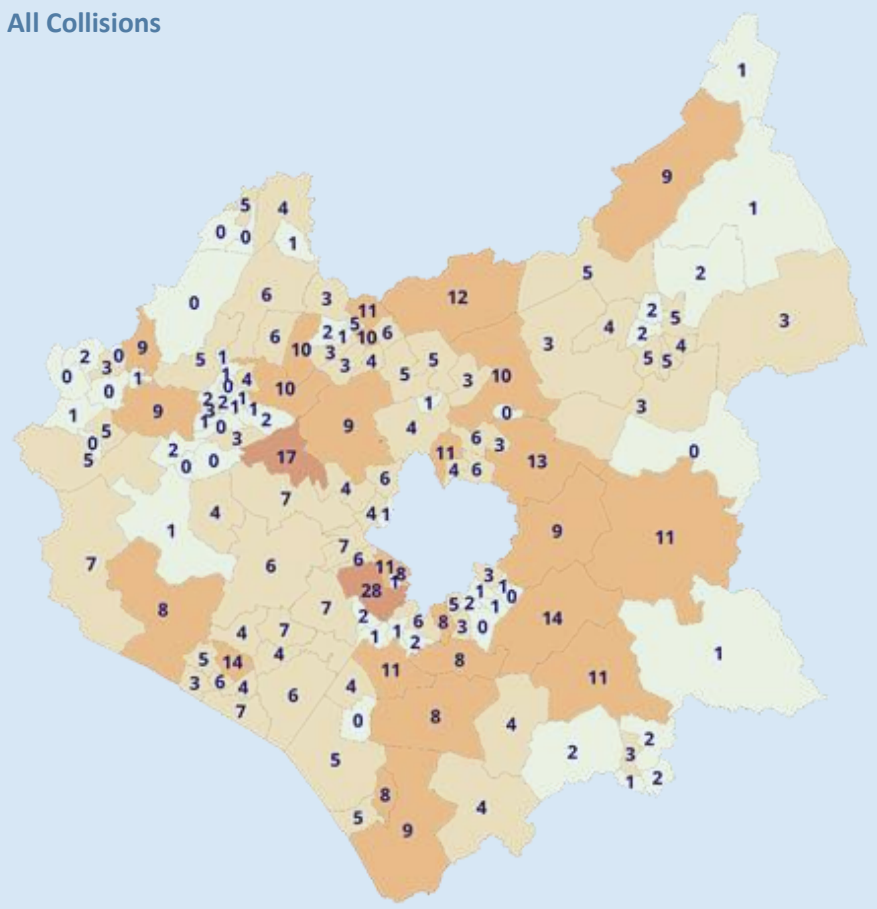
Fatalities



Serious Injury



All Collisions



Injuries sustained in 2019



24%
Killed or serious injury

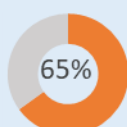


76%
Slight injury

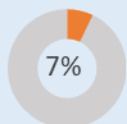
All casualties compared to 2020



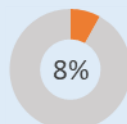
571
▼ 17%



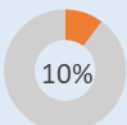
63
▼ 20%



71
▲ 9%

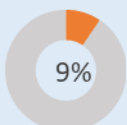


90
▼ 11%

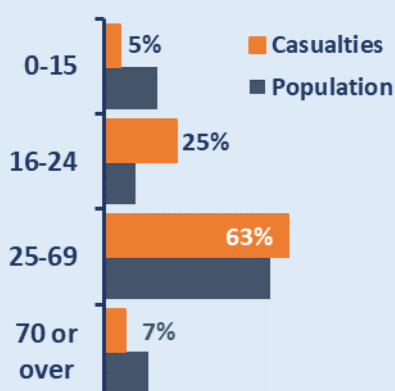


Other

83
▲ 30%



KSI Casualties by Age



Follow Us:



www.speedorsafety.com



@LLRRoadSafety

Leicester City Road Safety Report 2020

KEY STATS

 % change
since '19

5
Fatalities

▲ 25%

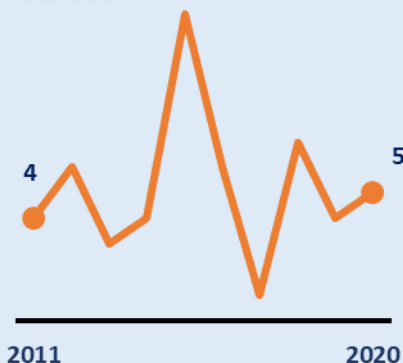
82
Serious
injuries

▼ 22%

483
Slight
injuries

▼ 19%

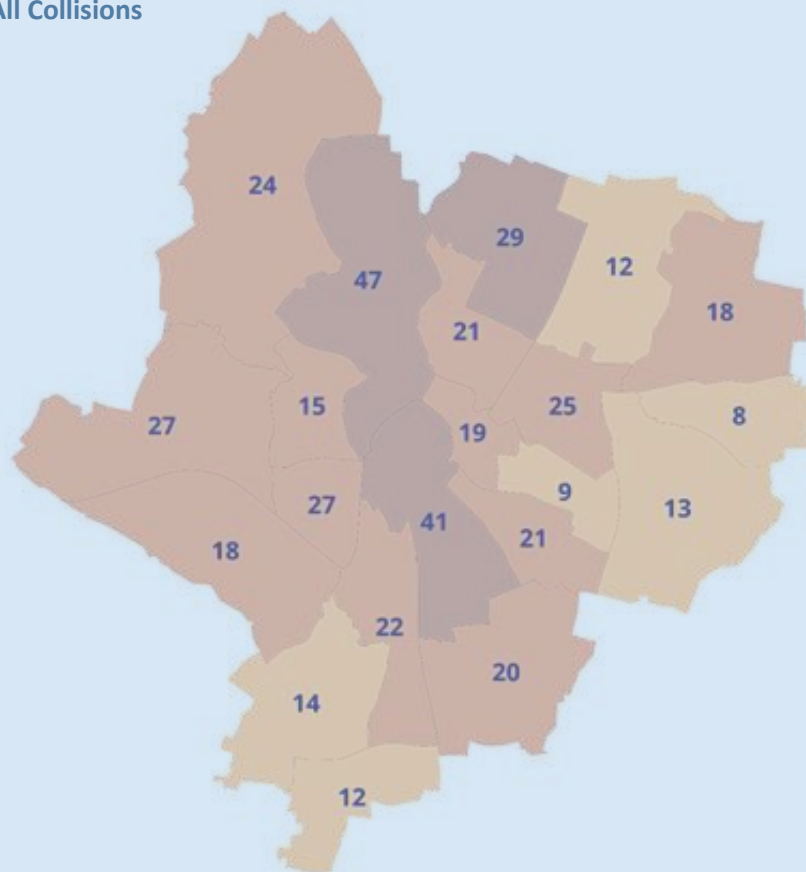
Fatalities



Serious Injury



All Collisions



Injuries sustained in 2020



15%
Killed or
serious
injury

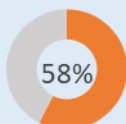


85%
Slight
injury

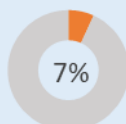
All casualties compared to 2019



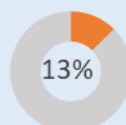
328
▼ 14%



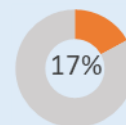
39
▼ 13%



72
▼ 20%

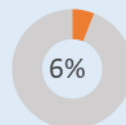


97
▼ 36%

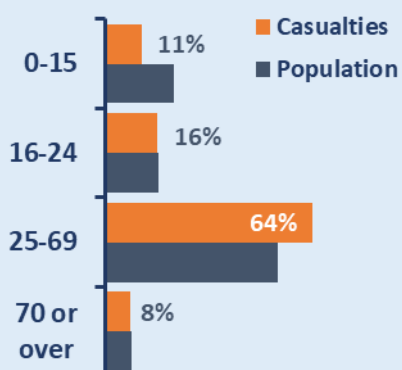


Other

34
▼ 15%



KSI Casualties by Age



Follow Us:



www.speedorsafety.com



@LLRRoadSafety

Rutland County Road Safety Report 2020

KEY STATS

% change
since '19

2
Fatalities
▼ 33%

16
Serious injuries
▼ 11%

26
Slight injuries
▼ 42%

Fatalities



Serious Injury



Injuries sustained in 2020



41%
Killed or
serious
injury



59%
Slight
injury

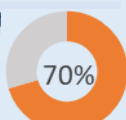
All Collisions



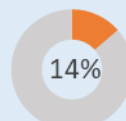
All casualties compared



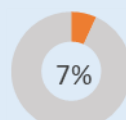
31
▼ 14%



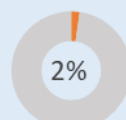
6
▼ 0%



3
▼ 25%

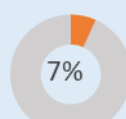


1
▼ 75%

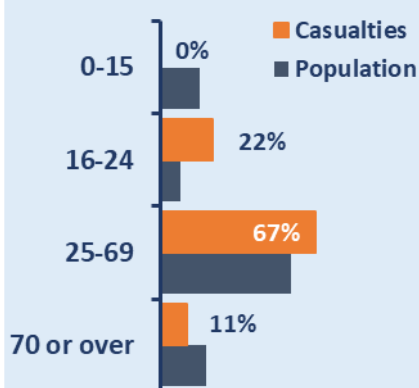


Other

3
▼ 81%



KSI Casualties by Age



Follow Us:



www.speedorsafety.com



@LLRRoadSafety

Strategic Road Network Road Safety Report 2020

KEY STATS

3
Fatalities

% change
since '19

▼ 67%

15
Serious
injuries

▼ 32%

74
Slight
injuries

▼ 21%

Fatalities



Serious Injury



Injuries sustained in 2020



20%
Killed or
serious
injury

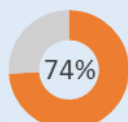


80%
Slight
injury

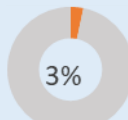
All casualties compared to 2019



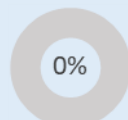
68
▼ 28%



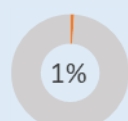
3
▼ 63%



0
▼ 100%

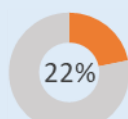


1
▼ 67%

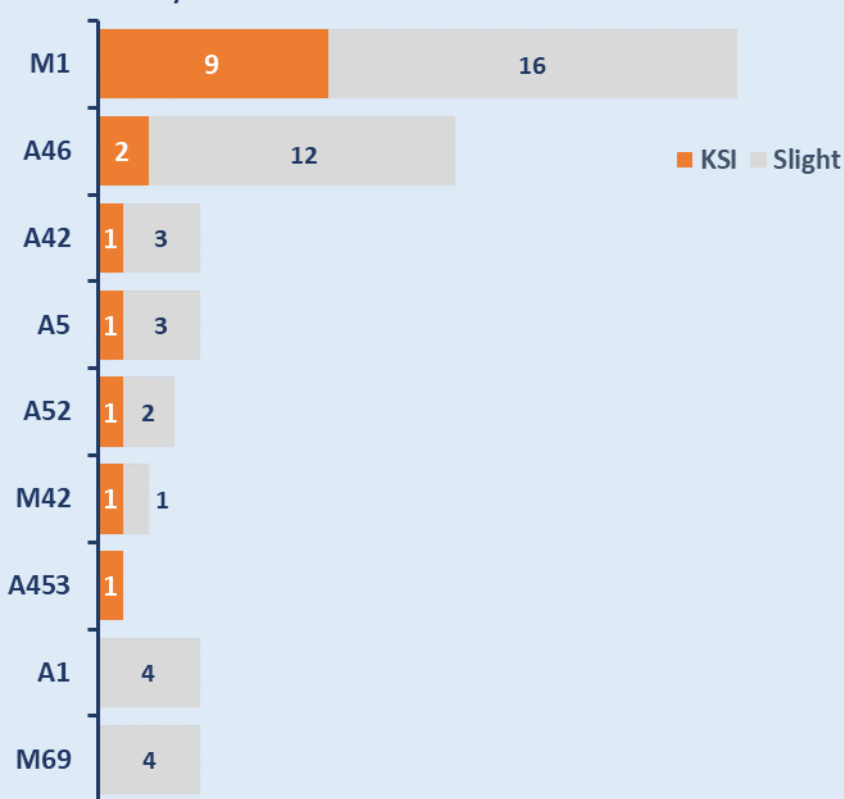


Other

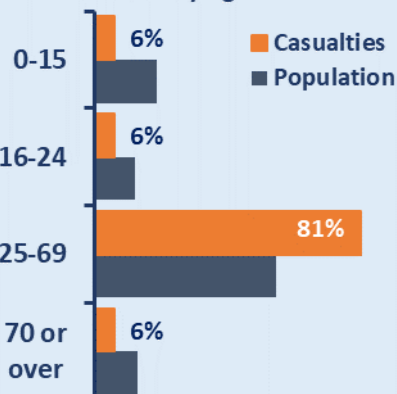
20
▲ 5%



All Collisions by Route



KSI Casualties by Age



Follow Us:



www.speedorsafety.com



@LLRRoadSafety

Younger Drivers in Leicester, Leicestershire & Rutland 2020

change since
'19

▼2

▲ 12

▼ 10

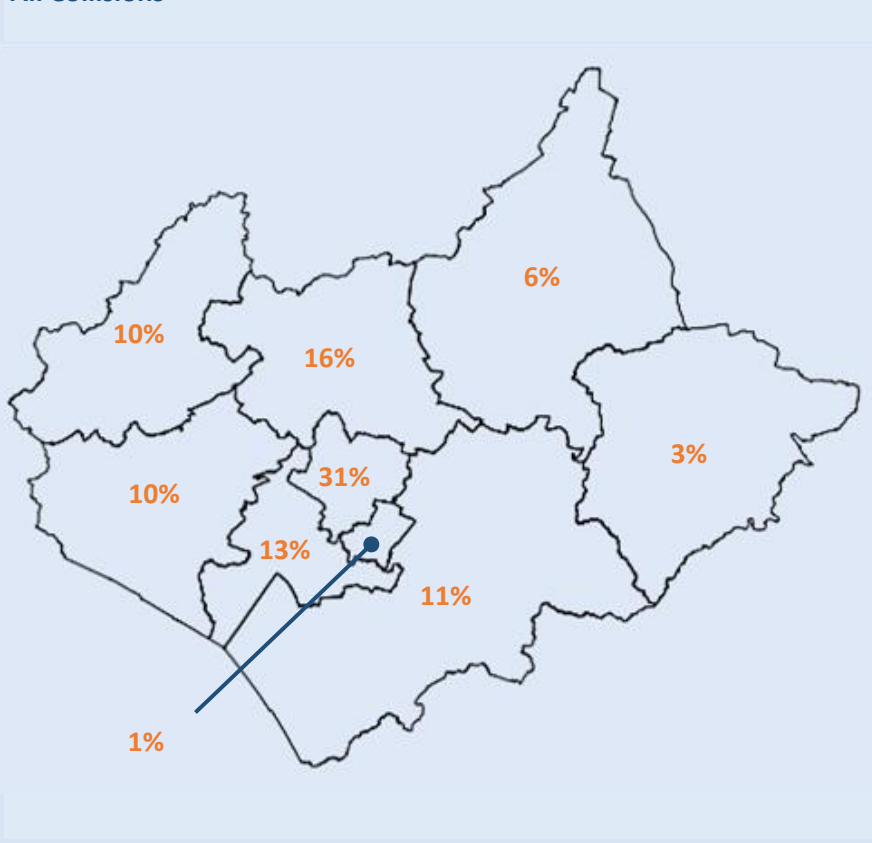
KSI Casualties



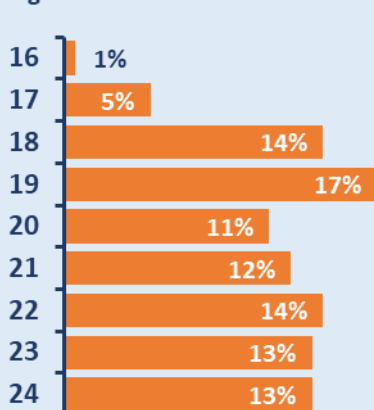
Slight Casualties



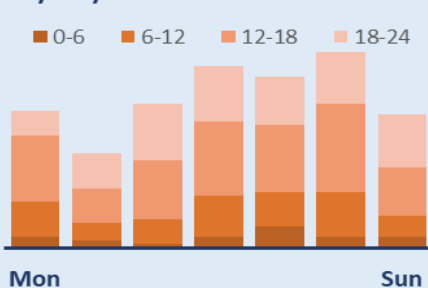
All Collisions



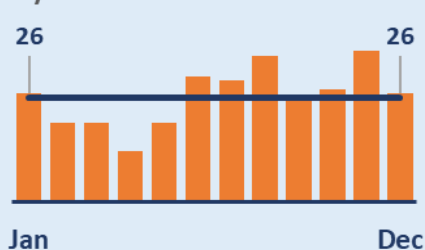
Age



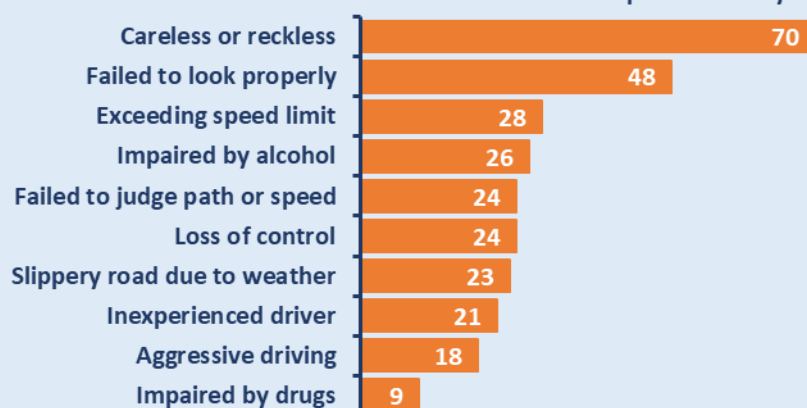
By Day & 6 Hour Period



By Month



Top Contributory Factors



Older Driver Casualties in Leicester, Leicestershire & Rutland 2020

KEY STATS

change since '19

3
Killed ▼2

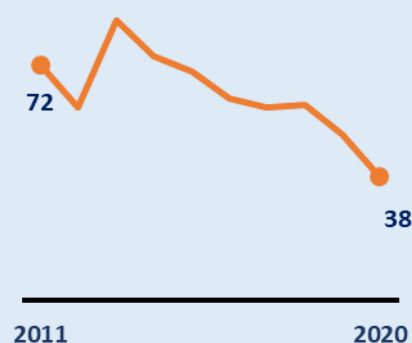
7
Seriously injured ▼7

38
Slightly injured ▼13

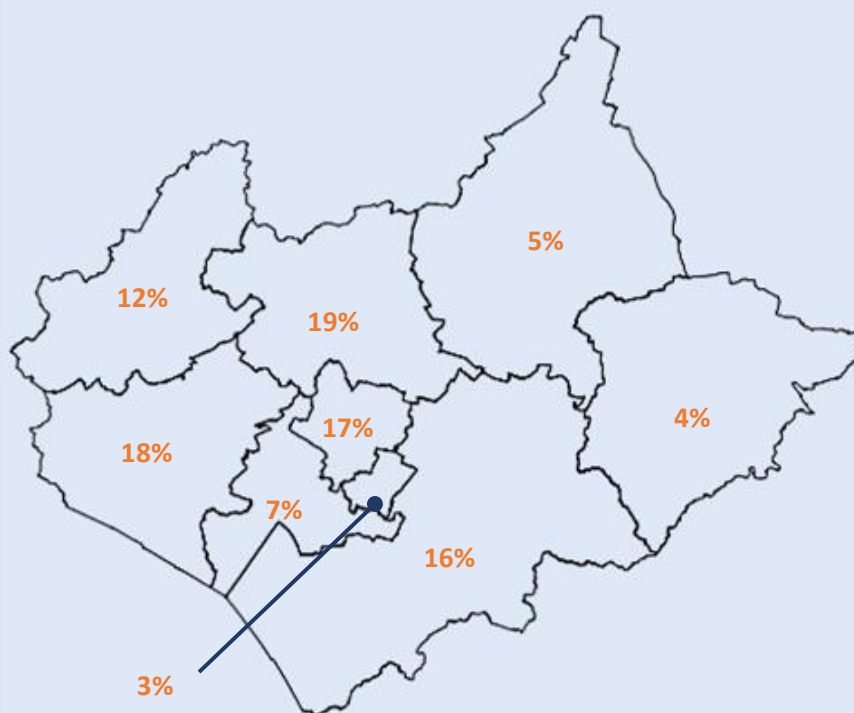
KSI Casualties



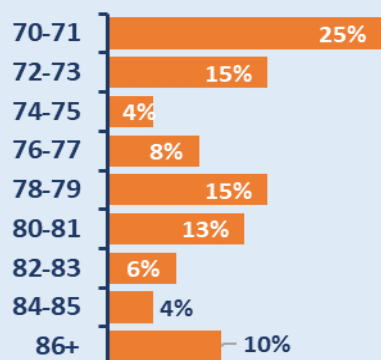
Slight Casualties



All Collisions

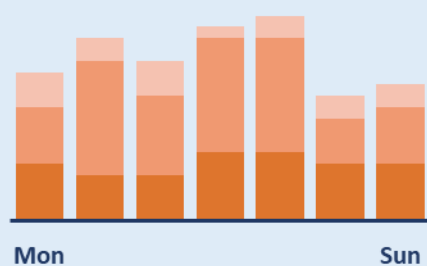


Age



By Day & 6 Hour Period

0-6 6-12 12-18 18-24



By Month



Top Contributory Factors



Car Users in Leicester, Leicestershire & Rutland 2020

KEY STATS

change since '19

11
Killed

▼ 2

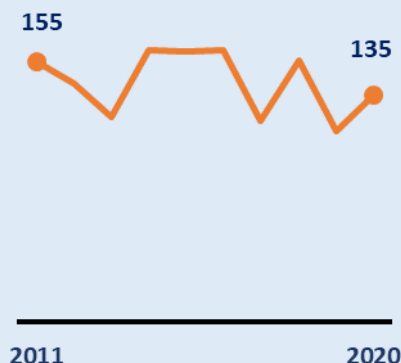
124
Seriously injured

▲ 23

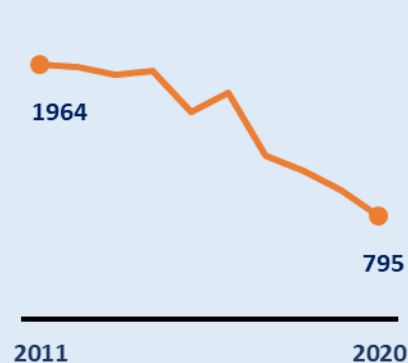
795
Slightly injured

▼ 195

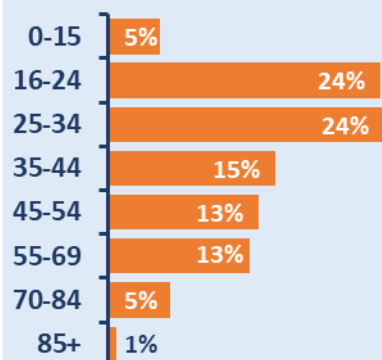
KSI Casualties



Slight Casualties

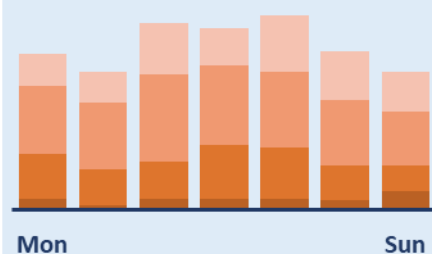


Age

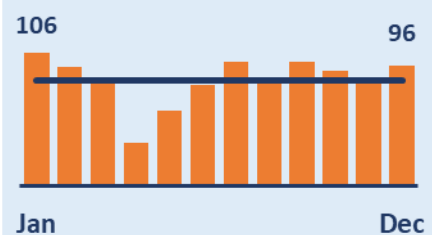


By Day & 6 Hour Period

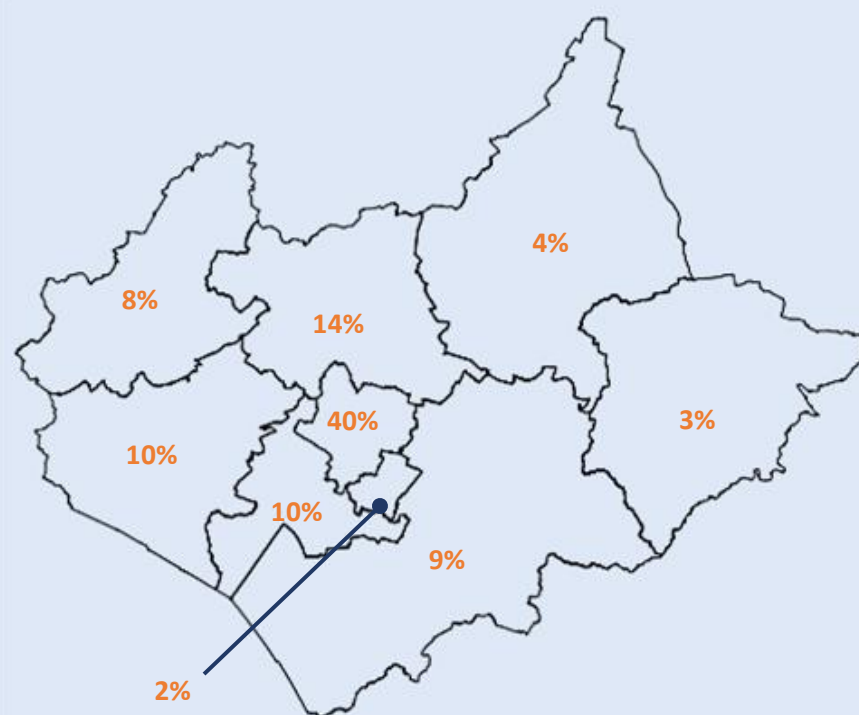
■ 0-6 ■ 6-12 ■ 12-18 ■ 18-24



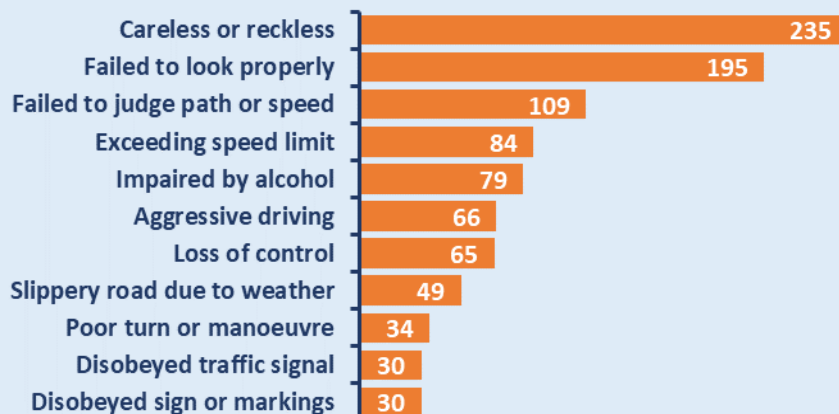
By Month



All Collisions



Contributory Factors



Motorcyclist Casualties in Leicester, Leicestershire & Rutland 2020

KEY STATS

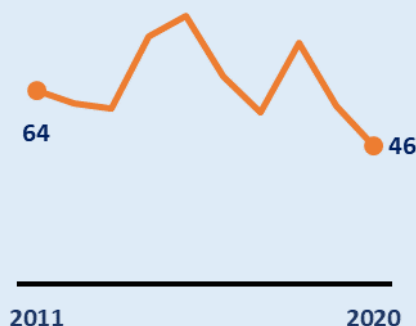
change since '19

3
Killed ▼9

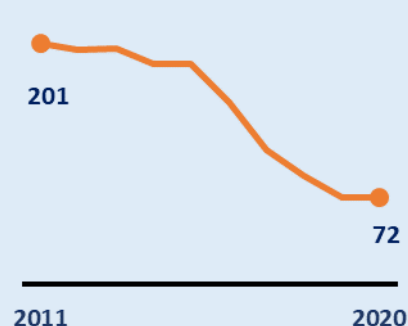
43
Seriously injured ▼4

72
Slightly injured ◀▶

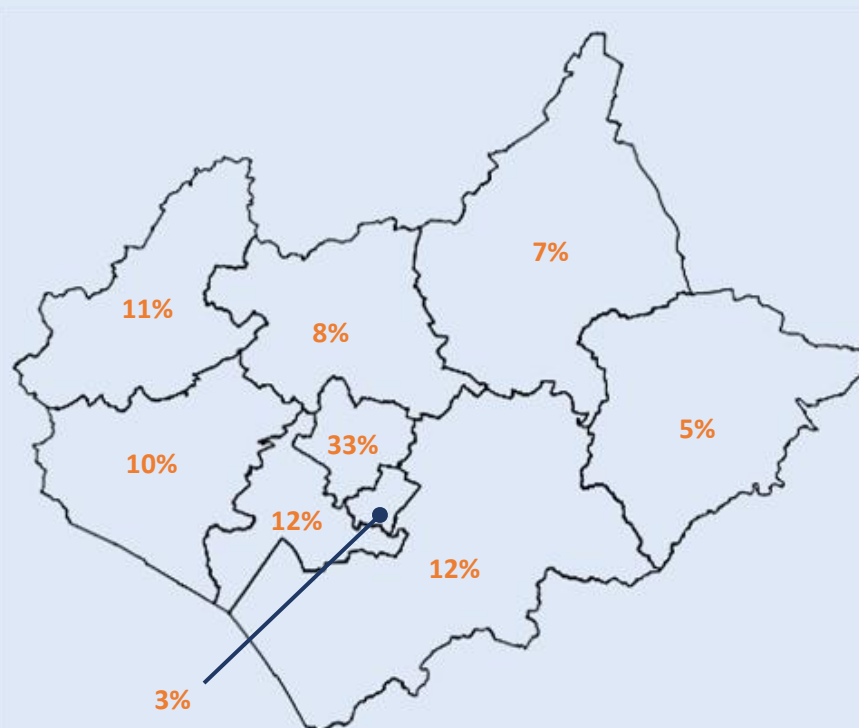
KSI Casualties



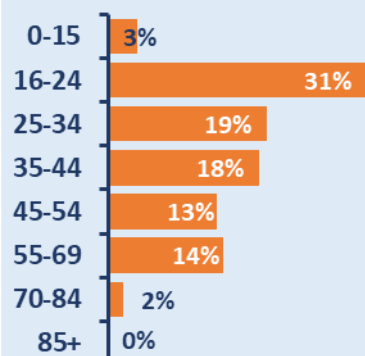
Slight Casualties



All Collisions

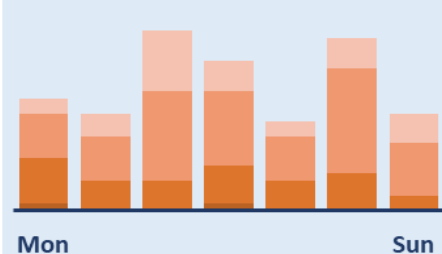


Age

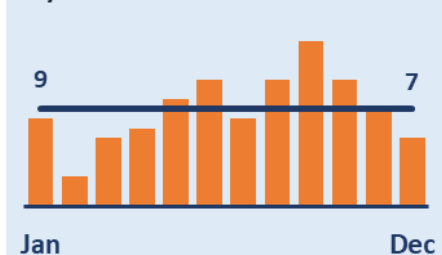


By Day & 6 Hour Period

0-6 6-12 12-18 18-24



By Month



Top Contributory Factors



Cyclist Casualties in Leicester, Leicestershire & Rutland 2020

KEY STATS

change since '19

3
Killed ▲ 3

39
Seriously injured ▲ 7

104
Slightly injured ▼ 23

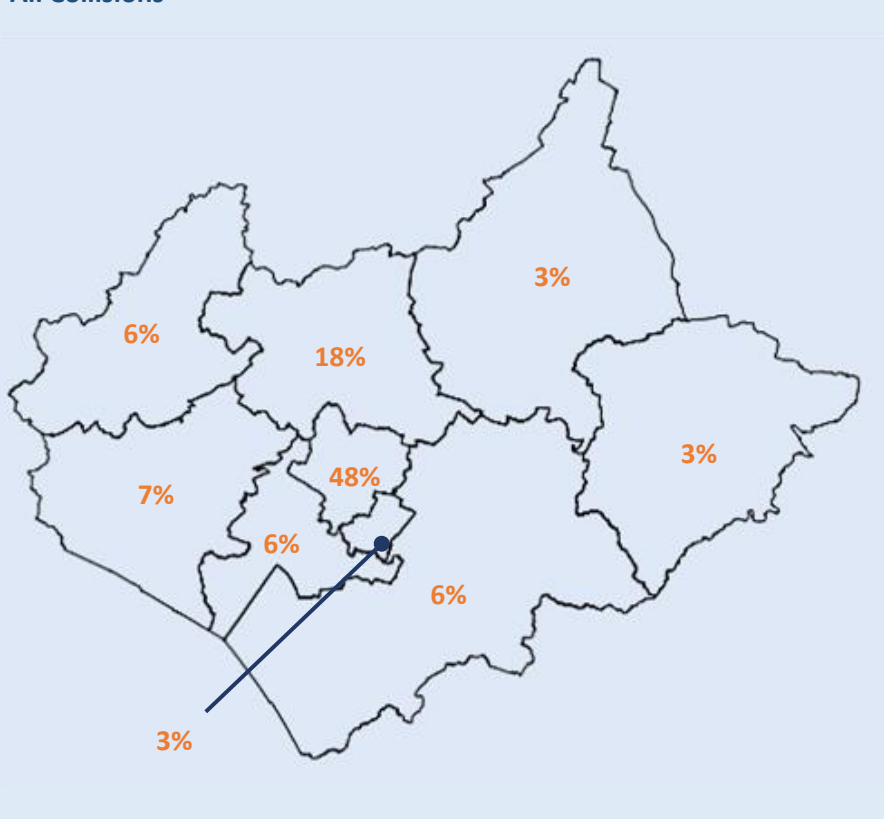
KSI Casualties



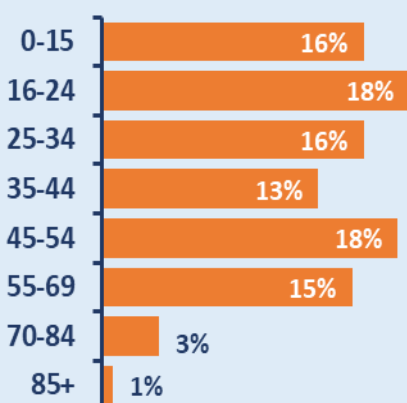
Slight Casualties



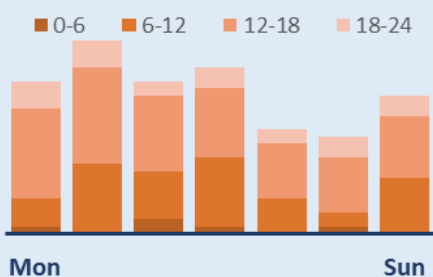
All Collisions



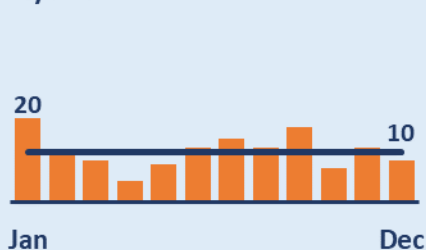
Age



By Day & 6 Hour Period



By Month



Top Contributory Factors



Pedestrian Casualties in Leicester, Leicestershire & Rutland 2020

KEY STATS

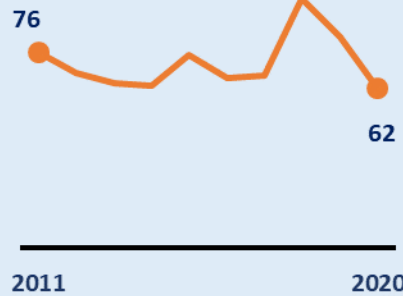
change since '19

5
Killed ▼ 6

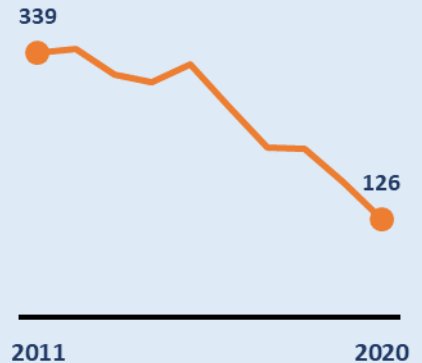
57
Seriously injured ▼ 14

126
Slightly injured ▼ 48

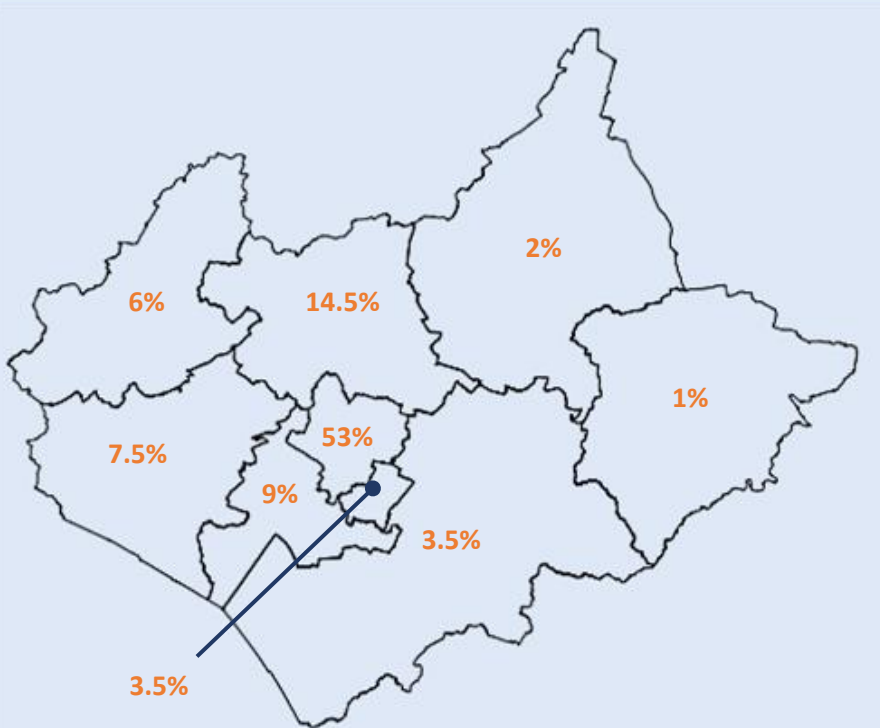
KSI Casualties



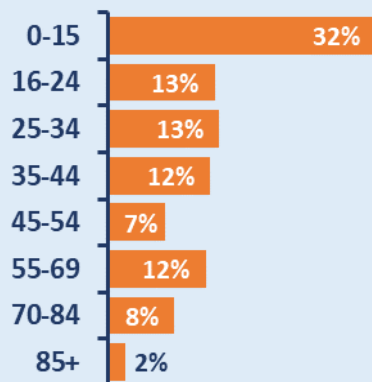
Slight Casualties



All Collisions

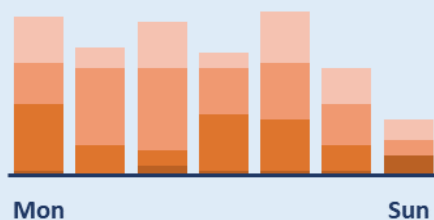


Age

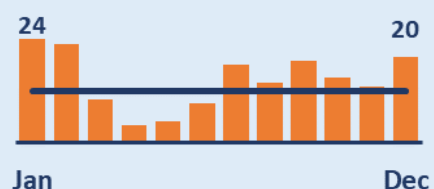


By Day & 6 Hour Period

0-6 6-12 12-18 18-24



By Month



Top Contributory Factors



Partnership Activity Output 2020

Fatal 4 Operations

9 clinics

154 seatbelt offences

23 phone offences

Safety Camera Scheme

31,055

Camera Speeding
Notices Sent

2,026

Camera Red Light
Notices Sent

2,307

Mobile Camera Van
Hours

1,235

Mobile Camera Van
Visits

Driver Education Workshops Courses | Attendees

1993 | 14,927 Speed Awareness

236 | 1,547 What's Driving Us

269 | 1,955 Motorway Awareness

11 | 85 Safe & Considerate Driving

Officer Issued Tickets

366

Seatbelt
Tickets Issued

307

Mobile
Phone Tickets Issued

288

Speeding
Tickets Issued